

Large Group/Small Group

April 3, 2024

Bible Passage: John 20:1–18
(Death/Resurrection)



Jesus Is Alive

Remember Verse

Now this is eternal life: that they know you, the only true God,
and Jesus Christ, whom you have sent. John 17:3


LESSON OVERVIEW

EXPLORE//
10 minutes





Option 1: List It
(for younger kids)

SUPPLIES

- Plant or flower 
- Rock
- Paper (1 sheet)
- Pen
- Timer

Option 2: Surprise! (for
younger and older kids)

SUPPLIES

- Paper (1 sheet)
- Scissors
- Pen
- Balloons (6) 
- Upbeat music (suggestion:
"Celebrate," TruWorship
Sincerely Yours)
- Crepe paper (various colors,
3–5 rolls)
- Candy (1 piece per child) 

DISCOVER//
30 minutes



Traditions and Remember
Verse

SUPPLIES

- Remember Verse image*
- Remember Verse animation*

- Mementos for your church
Traditions (rocks, marbles,
gum balls, etc.)

Connect Activity: Storytelling

SUPPLIES

- Connect Question image*
- Connect Activity image*

The Big God Story

SUPPLIES

- Optional: Storytelling video*
- Timeline image*
- Timeline animation*
- Sound effects: Water,
Animals, Rain, Chains, Battle
Sounds, Wind*
- Images: Garden of Eden,
Noah and the Animals, Pillar
of Fire, Jericho, David
Anointed King, Jesus Healing
the Sick, Jesus Ascending to
Heaven*
- Bibles
- Optional: Motions images*

Worship as Response

SUPPLIES



- Upbeat worship songs
(suggestions: "Celebrate,"
TruWorship *Sincerely Yours*
or "Jump Up," TruWorship
You Are)
- Optional: microphone

RESPOND//
15 minutes

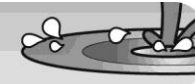


Reflect: Jesus Is
Alive

The Big God Story Bingo

- Bingo Cards*
- Bingo Questions*
- Markers
- Small items to use as bingo
markers (e.g., dried beans,
buttons) 
- Small bingo prizes (e.g.,
candy, toys) 

BLESS//
5 minutes



SUPPLIES

- Remember Verse cards*
- At Home Weekly: Lesson 5*
- Bible

Further Resources

To help you plan and lead:
**Customizable copy of Lesson 4
2018–19 Scope and Sequence
TruStory How It Works
Small Group Enhancements**

At Home Weekly: Lesson 4

The weekly for the next lesson—
to be sent home for preteaching
by parents—is found in BLESS.

LEADER PREP

Each week you'll find a list of resources along with encouraging articles that help you prepare your heart to present the lesson.

Inspire *Shares personal stories from fellow ministry leaders about how God has worked in their lives*

Last summer, I went to a conference that centered on hearing God's voice and communicating what He was saying to one another. This created such a wonderful atmosphere. I was standing in line for a taco at lunch and someone came up to me and said, "Are you a singer? I was just sensing God saying that you are a singer and that you are going to write songs that usher people into the presence of God." My smile stretched ear to ear as I said, "How did you know? That is so fun!"

This atmosphere of hearing God's voice all week long contributed to such a swelling of faith in my heart. As I heard Jesus speaking to me so many times through so many different people, I was overcome with how *alive* Jesus is! I pulled out my phone and posted on Facebook, "God is so REAL!"

Jesus is always alive, but there are certain times in our lives when we are more aware of His presence and activity. For me, the conference was one of those times. Often, Easter is one of those times too. As we gather together and celebrate the resurrection, there is something powerful in our remembrance. The same Jesus who rose from the grave is alive in us today. Now that's a reason for exclamation!

Kelly Goddard
HRock Church

Equip *Offers perspective and context to the lesson's Bible passage*

God has been working out His plan of redemption since the very beginning of The Big God Story. And God chose to use covenants as the mechanism through which He would redeem the world back to Himself.

Throughout The Big God Story, God entered into covenants with mankind in order to establish relationships with people and to reveal His plans for dealing with humanity's sin by sending a Redeemer. The four main (redemptive) covenants are the Abrahamic, Davidic, Mosaic, and New covenants.

In the Abrahamic Covenant, God promised blessing to the world (the promise of a Redeemer) and chose Israel to be the channel of that blessing. God then gave the terms by which His people, Israel, would be able to experience that blessing: through obedience to the Mosaic Covenant. Later, God clarified this initial promise made to Abraham by giving the Davidic Covenant. The Davidic Covenant gave people a better, fuller understanding of what the coming king (Messiah) would be like.

Through the prophets, God promised a New Covenant that would once and for all take care of the problem of sin. Through the New Covenant, God would enable His people to obey His Law through the inner promptings of the indwelling Holy Spirit.

When Jesus died on the cross and rose from the dead, this marked the climax of The Big God Story. The cross is the embodiment of the blessing God promised to Israel—to bless them and to bless the world through them. Jesus is the promise. He is the promise God gave to Adam and Eve in the garden (Genesis 3:15). He is the promise God gave to Abraham and the prophets through the covenants. When we proclaim, "Jesus is alive," we are seeing the fulfillment of thousands of years of promise.

Support *Provides reflection and assessment through encouragement, prayer, and time in God's Word*

When was a time in your life that you were truly aware that Jesus is alive? Spend a few minutes journaling, writing a poem, or sharing with a friend about that experience. Allow yourself to drift back and immerse yourself in the memory.

Remembering is so important. That is part of why we remember the resurrection together each year on Easter. We allow ourselves to soak in the reality that Jesus is alive. As you prepare to teach this week, recall the resurrection by reading John 20:1–18 slowly. Place yourself in this part of The Big God Story and allow yourself to celebrate with the individuals who encountered our living God.

Then, spend some time responding to God. Pray, dance, go for a walk ... do something to celebrate the fact that Jesus is alive! Then trust Him to be present with you and minister through you to your students this week. He is risen!

SMALL GROUP

SECTION

EXPLORE//10 minutes




Children engage in fun, creative activities designed to pique their curiosity about the day's portion of The Big God Story.

All through The Big God Story, God promised to send a Redeemer—and He did! Jesus came to earth and died for our sins so that we could have life in Him. He did not stay in the grave though. He is alive!

Option 1: List It (for younger kids)

In this EXPLORE activity, children will think about items that are alive.

SUPPLIES

- Plant or flower 
- Rock
- Paper (1 sheet)
- Pen
- Timer



RELATE

Show your children the plant and rock. **In our world we have things that are alive** (point to the plant) **and things that are nonliving** (point to the rock). **How do you know the difference?** Invite answers. **Those are good thoughts. Let's see if we can name as many living and nonliving things as possible. We'll spend one minute on each list. Then, we'll see which list is longer.** Begin with the "living" category. Set the timer for a minute and have your children shout out as many items as they can in that category as you write them down. When the minute is up, switch to the "nonliving" aspect and make another list for one minute. See which list is longer.

Option 2: Surprise! (for younger and older kids)

In this EXPLORE time, kids will ponder the idea of a surprise party.

SUPPLIES

- Paper (1 sheet)
- Scissors
- Pen
- Balloons (6) 
- Upbeat music (suggestion: "Celebrate," TruWorship *Sincerely Yours*)
- Crepe paper (various colors, 3–5 rolls)
- Candy (1 piece per child) 

PREPARE AHEAD

Cut the paper into six strips. Write the following instructions on the strips:

Grab a partner and make up a dance move. Share your move with the group.
Everyone gets a piece of candy.

Share what you think is the best part about Easter.
Get the crepe paper. Decorate your leader like a piñata.
Sing “Twinkle, Twinkle, Little Star” as a group. Do actions with the song.
Make up a cheer for Easter. Shout it together as loud as possible.

Fold up the strips and place one strip of paper in each balloon. Blow up all the balloons.

SET UP

Place the balloons in the middle of the room. Have the rolls of crepe paper in a place easy for the children to access.

RELATE

Have you ever been to a surprise party? What do you think is the best part about a surprise party? Invite answers. **Today we’re going to pop some balloons to reveal some fun surprises we can use to celebrate Easter!** Place children in a circle. Hand one child a balloon. Begin the music and have the child with the balloon pass it to the child on his right. Continue passing the balloon around the group. When you stop the music, the child holding the balloon should pop it to reveal the “Surprise!” message. Kids can stomp or sit on the balloons to pop them. Encourage the children to do what the strip of paper says. Then gather the children back into a group to continue. Play until all the balloons are popped.

LARGE GROUP

SECTION

DISCOVER//30 minutes



Children participate in discovering God’s Word through Bible verse memorization, interactive storytelling techniques, and worship as response.

Traditions and Remember Verse

SUPPLIES

- Remember Verse image (see Resources)
- Remember Verse animation (see Resources)
- Mementos for your church Traditions (rocks, marbles, gum balls, etc.)

RELATE

Give the children mementos (such as rocks, marbles, or blocks) for accomplishments such as memorizing the Remember Verse or bringing their Bibles. Have them put the objects into a clear container or add them to a structure and celebrate when it’s complete.

This week’s Remember Verse focuses on a character trait of God that’s highlighted in today’s portion of The Big God Story.

Now this is eternal life: that they know you, the only true God, and Jesus Christ, whom you have sent. John 17:3

Connect

QUESTION

What are your top three favorite living things that God created? Why are they your favorites?

Activity: Storytelling

SUPPLIES

- Connect Question image (see Resources)
- Connect Activity image (see Resources)

Option 1: Fortunately, Unfortunately

Form kids of mixed ages into groups of about five to 10, with one leader per group. Explain to the kids that they will create a story, one sentence at a time, as they go around the circle. The leader will start by saying, “Fortunately” and tell the first sentence of the story. The person to her right will continue her story by saying, “Unfortunately” and tell the second sentence of the story. Go around the circle until everyone has had a chance to contribute and the story has come to a satisfactory end. After the game, ask a couple of the smaller groups to tell their stories to the larger group.

Option 2: Spinning a Yarn

Play the same game but without the “fortunately” and “unfortunately” lead-ins. Simply allow each person in the group to contribute a new sentence or thought to the story until it comes to a conclusion.

The Big God Story

Bible Passage: John 20:1–18

Storytelling Technique: Motions

Jesus Is Alive

SUPPLIES

- Optional: Storytelling video (see Resources)
- Timeline image (see Resources)
- Timeline animation (see Resources)
- Sound effects: Water, Animals, Rain, Chains, Battle Sounds, Wind (see Resources)
- Images: Garden of Eden, Noah and the Animals, Pillar of Fire, Jericho, David Anointed King, Jesus Healing the Sick, Jesus Ascending to Heaven (see Resources)
- Bibles
- Optional: Motions images (see Resources)

PREPARE AHEAD

Storytelling Options

This Big God Story section will be told differently from most lessons. The children will be asked to stand up and physically interact with the narrative. Read through the options to determine which one works best for your church. Feel free to play with the options and customize them to fit your needs.

1. Have your tech person follow the script and cue each image as it’s mentioned so the image shows the action that the Storyteller is making.
2. Ask a volunteer to act out the directions in parentheses while a Storyteller reads the narrative. You might have a person following the script perform the motions at the back of the room while the volunteer onstage mimics that person.
3. Don’t use motions at all; instead, use just the images and sound effects as storytelling aids.

RELATE

This whole year we’ve been hearing parts of The Big God Story. What are some of your favorite parts? Allow answers. **What happened in last week’s part of The Big God Story?** Allow responses. **Today we’re going to hear The Big God Story all the way through! And we’re not just going to hear The Big God Story ... we’re going to read it in our Bibles and tell it using our bodies! Before we begin, let’s ask God to teach us.** Lead children in a Prayer of Release to pause, be still, and ask the Holy Spirit to quiet their hearts and minds. Ask children to stand.

Crouch and speak quietly. *Tech: Cue Motions 1 image.* **In the beginning** (stand up slowly [*Tech: Cue Motions 2 image*]) **God created the heavens** (lift arms over head [*Tech: Cue Motions 3 image*]), **the earth** (hold hands out to your sides [*Tech: Cue Motions 4 image*]), **the rivers, the oceans** (*Tech: Cue Water sound effect*), **the animals** (*Tech: Cue Animals sound effect*), **and—last of all—He created the first man and woman** (slowly fold in hands to point to your chest [*Tech: Cue Motions 5 image*]). Ask a volunteer to read Genesis 1:3, 6, 9, 20, 27. **The first people were created by God** (slowly point to heaven [*Tech: Cue Motions 6 image*]) **to be in relationship with Him** (clasp your hands together [*Tech: Cue Motions 7 image*]) **and to live in a beautiful garden with all the animals** (*Tech: Cue Garden of Eden image*). **Sadly, Adam and Eve sinned** (turn your face away and stretch out one arm out as if saying, “Stop” [*Tech: Cue Motions 8 image*]), **which broke their close relationship with God and forced them to leave the garden** (turn to your left and slowly take three steps).

But God promised that one day a Redeemer (make a cross with your arms [*Tech: Cue Motions 9 image*]) **would come to restore that relationship. This promised Redeemer would be the salvation for everyone** (get on your

knees [*Tech: Cue Motions 10 image*]). **He would die and rise again. So after God made this promise, people began to wait for the promise to be fulfilled** (place your hands together in “prayer” position [*Tech: Cue Motions 11 image*]).

Standing, turn to your right and take three steps. **Eventually the world became so evil** (make a rebellious fist in the air [*Tech: Cue Motions 12 image*]) **that God decided to destroy** (stomp your foot [*Tech: Cue Motions 13 image*]) **all of mankind with a flood—except for one man, who remained righteous** (*Tech: Cue Noah and the Animals image*) (place your hands together in “prayer” position [*Tech: Cue Motions 14 image*]): **Noah**. *Tech: Cue Rain sound effect*. **It rained and rained for 40 days** (wiggle your fingers as if making “rain” [*Tech: Cue Motions 15 image*]). **When the rain stopped, God made a covenant with Noah to never destroy mankind with a flood again** (shake your hands together [*Tech: Cue Motions 16 image*]). **After this, Noah’s family began to fill the earth with people** (point to three kids [*Tech: Cue Motions 17 image*]). **From Noah’s family line came a man named Abraham. And from Abraham’s family came the nation of Israel** (slowly open your arms [*Tech: Cue Motions 18 image*]). **Israel would show others the love relationship** (make a heart with your hands [*Tech: Cue Motions 19 image*]) **between God and mankind so other nations would want to know God too. The promised Redeemer** (make a cross with your arms [*Tech: Cue Motions 20 image*]) **also came from Abraham’s family line.** Ask a volunteer to read Genesis 17:5.

Abraham and his wife, Sarah, miraculously had a son named Isaac. Ask a volunteer to read Genesis 17:19. **Isaac’s son, Jacob, whose name God would change to Israel, had 12 sons. One son, named Joseph, was sold into slavery in Egypt** (grab your left wrist with your right hand [*Tech: Cue Motions 21 image*]) **by his brothers. There God raised Joseph up in power** (flex your arm [*Tech: Cue Motions 22 image*]) **under the king of Egypt. During a time without food** (rub your tummy [*Tech: Cue Motions 23 image*]), **Joseph’s entire family came to Egypt to get grain. Joseph was in charge of the storehouses of grain. Because God put Joseph there, his family survived** (flex both arms [*Tech: Cue Motions 24 image*]).

Later, the Israelites were enslaved by the Egyptians (grab both wrists [*Tech: Cue Motions 25 image*]) (*Tech: Cue Chains sound effect*), **so they cried out for a redeemer. God chose Moses to lead the Israelites from Egypt** (turn to your left and walk three steps) **and into the Promised Land** (hold out hands as if receiving something [*Tech: Cue Motions 26 image*]), **where they could worship God** (turn to the front and slowly lift hands above your head [*Tech: Cue Motions 27 image*]). **While the Israelites were out in the wilderness** (*Tech: Cue Pillar of Fire image*), **God gave them rules for how to live their lives** (with your right pointer finger tap your left forearm [*Tech: Cue Motions 28 image*]). **But because the Israelites didn’t trust that God would help them conquer the land, they spent 40 years wandering in the desert** (walk slowly in a circle [*Tech: Cue Motions 29 image*]). Ask a volunteer to read Exodus 6:6–8.

During this time, a new generation grew up with a new respect for God and His power (flex both arms [*Tech: Cue Motions 30 image*]). **They were not tempted** (turn your face away and stretch out one arm out as if saying, “Stop” [*Tech: Cue Motions 31 image*]) **to worship false gods.**

Joshua led this new generation (turn to your right and take three steps). **And after years of battle** (punch your arms straight in front of you three times [*Tech: Cue Motions 32 image*]) (*Tech: Cue Battle sound effect*), **God conquered the Promised Land** (*Tech: Cue Jericho image*), **and the Israelites settled down and lived under leaders called judges for more than 450 years** (make a four and a five with your right hand [*Tech: Cue Motions 33 and 34 images*]). **Later, God’s people cried out again for a king** (make a “crown” with your hands over your head [*Tech: Cue Motions 35 image*]).

David, the humble shepherd (bow your head [*Tech: Cue Motions 36 image*]), **was the second king of Israel, and their first righteous king** (*Tech: Cue David Being Anointed as King image*). **David knew and loved God** (look up toward heaven and put your hand over your heart [*Tech: Cue Motions 37 image*]). **His son, Solomon, became the last king of the united 12 tribes of Israel** (clasp your hands together [*Tech: Cue Motions 38 image*]). **During the reign of Solomon’s son, God allowed rebellion to happen, and the nation split in two** (rip hands apart [*Tech: Cue Motions 39 image*]). **The line of the promised Redeemer** (make a cross with your arms [*Tech: Cue Motions 40 image*]) **now followed the tribe of Judah in the south** (point to the floor [*Tech: Cue Motions 41 image*]). **Judah was eventually captured** (grab your left wrist with your right hand [*Tech: Cue Motions 42 image*]) **by Babylon** (grab your right wrist with your left hand [*Tech: Cue Motions 43 image*]). **Soon, the city of Jerusalem, the home of God’s people, was completely destroyed** (make an “X” with your arms over your chest [*Tech: Cue Motions 44 image*]).

Though God’s people had been scattered, faith stayed alive (get on your knees and hold your hands in “prayer” position [*Tech: Cue Motions 45 image*]) **in some of God’s people in Judah and Babylon. Eventually, Babylon fell** (make a downward “X” with your arms [*Tech: Cue Motions 46 image*]) **to the Persian Empire, and Esther—an Israelite—became the queen** (make a “crown” with your hands over your head [*Tech: Cue Motions 47 image*]) **of Persia. God used Esther to save** (flex one arm [*Tech: Cue Motions 48 image*]) **the people from death** (crouch and put your arms over your head [*Tech: Cue Motions 49 image*]). **Also, the king of Persia paid for Nehemiah to rebuild** (touch the ground and bring your arms up as you stand [*Tech: Cue Motions 50 and 51 images*]) **the city of Jerusalem and its walls.**

Begin to dim the lights. **At this point in The Big God Story, something strange happened** (continue dimming the lights until they're out completely). **God was silent.** Put your finger to your lips [*Tech: Cue Motions 52 image*]. *Tech: Cue Wind sound effect.* **Though He was still working and moving in the lives of His people, we don't have any biblical record of His words** (hold out your hands, keeping them open like a book [*Tech: Cue Motions 53 image*]). **Nearly 400 years passed before the opening words in the New Testament. In the first pages of Matthew and Luke, we read** (begin to slowly turn the lights back on) **that the promise God had made in the garden** (make a cross with your arms [*Tech: Cue Motions 54 image*]) **remained true throughout the passing of time! The moment that had been promised since the garden finally happened in a small town called Bethlehem.** Turn the lights completely on. Ask a volunteer to read Luke 2:10–11. **Jesus was born! The Redeemer was finally here!** Jump straight up into the air with your arms up (*Tech: Cue Motions 55 image*).

Jesus grew up leading a perfect life. He never sinned (shake your head back and forth [*Tech: Cue Motions 56 and 57 images*]). **Then, when Jesus was 30 years old, He began His ministry. He called 12 disciples** (point to three kids [*Tech: Cue Motions 58 image*]) **and taught them about who He was and how they should live.**

He cared for the poor (slide one arm out in front of you, then the other [*Tech: Cue Motions 59 and 60 images*]), **healed the sick** (*Tech: Cue Jesus Healing the Sick image*), **raised the dead** (raise your arms to the sky [*Tech: Cue Motions 61 image*]), **and saved the outcast. He lived and announced God's kingdom on earth** (cup your hands around your mouth [*Tech: Cue Motions 62 image*]). **In the coming weeks we will hear more about Jesus' time on earth and how He taught others about God's kingdom. But Jesus' main purpose in coming to earth was to be the perfect sacrifice for our sins** (hold your hands straight out to your sides [*Tech: Cue Motions 63 image*]). **His death on the cross made the way for God's people to be redeemed** (make a cross with your arms [*Tech: Cue Motions 64 image*]) **and restored to their relationship with Him!** Put your hand over your heart and point to heaven (*Tech: Cue Motions 65 image*). Read John 20:3–10 aloud for the group.

Then Jesus rose from the dead! Raise up your arms and jump (*Tech: Cue Motions 66 image*). **His love was so powerful that death could not hold Him!** Make two fists and throw both arms out to your sides. *Tech: Cue Motions 67 image.* **Let's finish reading the rest of this passage.** Read John 20:11–18.

Afterward Jesus rose again, He went to heaven (*Tech: Cue Jesus Ascending to Heaven image*) **and sent down the Holy Spirit, who gives His people the power** (flex both arms [*Tech: Cue Motions 68 image*]) **to live out our salvation. Today the Holy Spirit works in each of our lives** (point to three kids [*Tech: Cue Motions 69 image*]), **allowing us to be a part of His story until He returns.** Slowly move hands to the ground (*Tech: Cue Motions 70 image*).

He is risen and He is alive! Because Jesus is alive and all powerful, He will return in victory (move your arm in a slashing motion as if brandishing a sword [*Tech: Cue Motions 71 image*]) **riding on a white horse to announce He is King of Kings and Lord of Lords** (cup your hands around your mouth [*Tech: Cue Motions 72 image*]) **Those who love God and have accepted Jesus will live with Him in heaven forever, in relationship with God ...** (put your hand over your heart and look up to heaven [*Tech: Cue Motions 73 image*]) **the way it all began in the garden. The way it should be** (clasp hands together [*Tech: Cue Motions 74 image*]). **And from that day on, we will be with the Lord and Redeemer, forever and ever. Amen!** Hold arms out in front of you (*Tech: Cue Motions 75 image*).

Share a personal story about what it means to you that Jesus is alive.

Worship as Response

This time allows kids to respond to God through worship. Make plans for your worship time, but prepare yourself and your team to hold them loosely if the Holy Spirit leads the group in a different direction.

SUPPLIES

- Upbeat worship songs (suggestions: “Celebrate,” TruWorship *Sincerely Yours* or “Jump Up,” TruWorship *You Are*)
- Optional: microphone

SET UP

Optional: Set up the microphone.

RELATE

Today we read and were able to help tell The Big God Story! We heard about how, from the very beginning, God planned to send Jesus, the Redeemer, to restore the relationship between God and people that had been broken by sin. We heard about some of the ways God revealed Himself to His people throughout time and how Jesus will come back someday to restore everything back to the way it was in the beginning!

One of the coolest things we heard today is that when we believe in Jesus, we get to be a part of The Big God Story! Because Jesus died and is alive, we can be a part of His story. When we know God's Son, Jesus, we get to be His children—and play a special role in that story. Today is all about storytelling. We want to hear some of your stories about how God has brought you to play a role in The Big God Story. You could even share with us ways that you know or have seen that Jesus is alive. Give the kids some time to tell stories of how God has changed their lives. They can either stand and share or speak into the microphone. Have leaders speak first to model these stories for the kids. After these stories, it's time to celebrate how we get to be a part of The Big God Story! Spend some time dancing to and singing upbeat worship songs.

SMALL GROUP

SECTION

RESPOND//15 minutes



Children respond to what the Holy Spirit is teaching them as they reflect on the day's portion of The Big God Story, engage in relationship, and create meaningful pieces of art individually or together.

Reflect: Jesus Is Alive

Encourage the kids to open their Bibles and read the suggested passages.

QUESTIONS FOR YOUNGER KIDS

- **Who is the Redeemer? Why did God promise to send Him?** Isaiah 48:17; Luke 1:68; Romans 3:24
- **What happened when Mary Magdalene went to the tomb?** John 20:1
- **How would you have felt if you had been there that day?** John 20:11–15
- **How does it make you feel to know that Jesus is coming back some day?**
- **What was your favorite part of The Big God Story?**
- **How does it make you feel to know you're a part of The Big God Story?**
- **How can God use us to share The Big God Story with others?**



QUESTIONS FOR OLDER KIDS

- **Who is the Redeemer? Why did God promise to send Him?** Isaiah 48:17; Luke 1:68; Romans 3:24
- **Why did the first people leave the garden? What did sin do to the relationship between God and people?** Genesis 3:1–6; Isaiah 59:1–2
- **What happened when Mary Magdalene went to the tomb?** John 20:1
- **Who came to comfort Mary Magdalene at the tomb?** John 20:11–15
- **How would you have felt if you had been there that day?**
- **What is the role of the Holy Spirit on earth?** John 16:7–11, 13; Galatians 5:22–23
- **How does it make you feel to know Jesus is coming back some day?**
- **What part of The Big God Story surprised you? What part made you happy?**
- **What was your favorite part of The Big God Story?**
- **How does it make you feel to know you're a part of The Big God Story?**
- **What stories do you have of ways God has shown love to you or people you know?**
- **How can God use us to share The Big God Story with others?**

The Big God Story Bingo

For fun, play The Big God Story Bingo with your kids.

SUPPLIES

- Bingo Cards (see Resources)
- Bingo Questions (see Resources)
- Markers
- Small items to use as bingo markers (e.g., dried beans, buttons) 
- Small bingo prizes (e.g., candy, toys) 

SET UP

Print the Bingo Cards (one per child) and Questions.

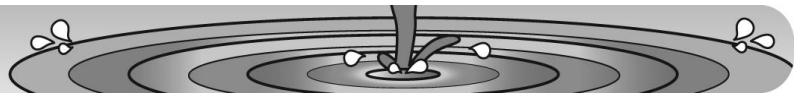
RELATE

Today we heard The Big God Story from beginning to end! It's so amazing how God wove together this incredible story—planning from the beginning to send His Son Jesus to be our Redeemer who saves us from our sins and brings us into a restored relationship with Jesus. The best part about having a restored relationship with God is that He is still alive today! We get to enjoy His presence because He is alive and with us wherever we go! Isn't it wonderful that we get to play a special role in this story by believing in Jesus?

Hand each child a card as well as a handful of markers. In random order, ask each question. Have the kids raise their hands to answer the question. Once one of the kids answers the question correctly, the children with that answer on their cards should mark that answer. When a child has a marker on every square on his card (three squares for younger kids and five squares for older kids), that's a bingo!

Optional: Play bingo in teams. Hand out one card for every two to three kids and play the same way as above. Or have the groups answer the question quietly among themselves and mark their card if they believe they have a square that contains the answer. When a group gets a bingo, check to see if their answers are correct. Play until the kids have answered all of the questions and/or a few of the groups have gotten bingos.

BLESS//5 minutes



Children receive a blessing from their leaders and sometimes one another. A blessing may be prayer of commission, a portion of Scripture, or words to encourage and guide.

SUPPLIES

- Remember Verse cards (see Resources)
- At Home Weekly: Lesson 5 (see Resources)
- Bible

RELATE

Have the children pair up and face one another. Open a Bible and read Hebrews 12:1–2a:

Therefore, since we are surrounded by such a great cloud of witnesses, let us throw off everything that hinders and the sin that so easily entangles. And let us run with perseverance the race marked out for us, fixing our eyes on Jesus, the pioneer and perfecter of faith.

While the kids are still facing each other, have them hold their hands out as they speak a blessing over each other, repeating the following blessing after you:

(Child's name), **may God fill you with His love and joy and life this week. May you be a blessing to others.**

Send home Remember Verse cards and the At Home Weekly with your kids.