

March 26, 2025

REMEMBER & CELEBRATE

**Feast of Trumpets:
Remembering and Celebrating God's Faithfulness**

Schedule

EXPLORE

REMEMBER

CELEBRATE

BLESS

Leader Prep

Each week you'll find a list of resources along with encouraging articles that help you prepare your heart to present the lesson.

Download the following resources to help you plan and lead TruStory lessons:

Customizable copy of Lesson 5

2016–17 Scope and Sequence

TruStory How It Works document

At Home Weekly: Lesson 5 is provided for this lesson. The weekly for the next lesson—to be sent home for preteaching by parents—is found in BLESS.

For more information regarding the Old and New Testament significance of the biblical Feasts and Festivals, visit truministry.com.

Inspire

Shares personal stories from fellow ministry leaders about how God has worked in their lives

God is faithful. He teaches me this lesson just about every day. One day my wife's car breaks down, and the next week she gets a new one. Another time, our washing machine breaks, and that weekend someone gives us a new one. We're short on money one month, and that exact amount shows up in the mail. That kind of thing happens all the time. Our faith community surrounds us, and God uses them in miraculous ways.

But, one time, our trust in God's faithfulness was pushed to the limit. Our five-week-old son wasn't gaining weight. Though he would eat, the food wouldn't stay down. After several weeks my wife took him to the doctor. I expected to hear that this was normal and would pass. But instead I got a call to rush to the hospital because they were taking my child into emergency surgery. That was when the true test—whether or not I actually believed in God's faithfulness—hit home.

When I got to the hospital and held my son's tiny body in my arms, I couldn't imagine a surgeon cutting into him. I knew that God never promised freedom from sickness or disease, but this was my baby! I prayed and spread the word. Folks all over the country were praying within a matter of minutes. My son came through the surgery just fine. The experience stretched our faith, but God sustained us. I'm so thankful for how God grows our faith—and that He's faithful.

Jeff Carter

Director of HaDavar Ministries, Irvine, Calif.

Equip

Offers perspective and context to the lesson's Bible passage

Feast of Trumpets: A Feast Celebrating God's Faithfulness

This feast is the first of the fall feasts. The Jewish people call this feast Rosh Hashanah, which literally means "head of the year," as it's observed as the start of the civil year on the Jewish calendar (in contrast with the religious year, which starts with Passover). This celebration focused on the faithfulness of God. It consisted of a time of rest, "an offering made by fire," and the blowing of the trumpets. The Feast of Trumpets would occur at

the new moon when only the slightest crescent would be visible. Watchfulness was a critical ingredient of the feast. This need for watchfulness and preparedness with the Feast of Trumpets is echoed throughout the New Testament in connection with the Lord's second coming.

Support

Provides reflection and assessment through encouragement, prayer, and time in God's Word

What are your stories of God's faithfulness? How has God used the faith community to rally around you in times of need? How has God orchestrated events so that the right help came just when you needed it? When did that much-needed listening ear, exact amount of money, or perfectly-timed event arrive at exactly the right time, in ways you knew could only come from God's faithful hand? Think back on your life and remember these stories. Write them down. Tell them to a trusted family member or friend.

Whether we're in times of trial or rejoicing, the stories of God's faithfulness remind us of the way God has shown Himself to be real. He is our strength, the hope of our life, and the One who loves us. As you remember God's faithfulness in your life, praise Him for His love. Praise Him for His mercies that are new every morning (Lamentations 3:22–23).

SMALL GROUP SECTION

EXPLORE// 10 min.

Small Group Leaders

Children engage in fun, creative activities designed to pique their curiosity about the day's biblical feast or festival.

Option 1: Trumpet Echo (for younger kids)

Today children will remember and celebrate God's faithfulness toward His people. To start the idea of remembering, have children play this trumpeting game.

SUPPLIES

- Paper (1 sheet per child)
- Tape
- Optional: markers or crayons

RELATE

Invite each child to make a "trumpet" by rolling a sheet of paper into a cone shape—a smaller opening at one end and a larger opening at the other. Then she can tape along the exposed long edge of the paper to hold the cone shape. Optional: Have children decorate their trumpets by coloring or drawing on them.

God established feasts and festivals as days set apart for His people to remember His faithfulness. During the Feast of Trumpets, also called Rosh Hashanah, the people of Israel would gather, rest from their work, present offerings to the Lord, and blow trumpets. Blowing trumpets signaled the beginning of 10 days of repentance, or turning from sin. Let's practice trumpet rhythms together as we begin

remembering all the things God has done for His people in The Big God Story.

Select someone to be the first trumpeter. Have him hold his trumpet up to his mouth and make a trumpeting sound (example: toot-toot-toot). Then, encourage the rest of the group to hold up their trumpets and make the same trumpeting sound (toot-toot-toot). Take turns having different children lead the trumpeting. Encourage them to choose different rhythms and types of trumpet sounds and see if the rest of the group can remember and echo the sound correctly.

Option 2: Remember the Objects (for older kids)

Today children will celebrate and remember what God did for His people long ago and what He is doing for His children even today! Invite kids to play this game as they remember the marvelous events in The Big God Story that they have heard in the past few weeks.

SUPPLIES

- Bottle of water (any size)
- Stones (any size, at least 2)
- Woven beach mat or placemat
- Piece of linen (any size)
- Horn, kazoo, or trumpet
- Tub or basket (to hold objects)

RELATE

God established feasts and festivals as days set apart for His people to remember His faithfulness. During the Feast of Trumpets, also called Rosh Hashanah, the people of Israel would gather, rest from their work, present offerings to the Lord, and blow trumpets. Blowing trumpets signaled the beginning of 10 days of repentance, during which everyone in Israel would prepare for the Day of Atonement, a festival that called the Israelites to repent of their sins.

The Feast of Trumpets took place in the fall and celebrated the beginning of Israel's new year. Like the other feasts, the Feast of Trumpets gave the people time to remember what God had done for them and to refocus on obeying and loving *Yahweh*, who had been so faithful to them.

Let's see if we can remember what we heard in The Big God Story during the past several weeks.

Bring out each item one at a time (except for the horn, kazoo, or trumpet), and invite children to guess what Bible passage each object represents. Then briefly recap what happened in that passage.

Bottle of water: 3.1, God Is Faithful (John the Baptist)

Stones: 3.2, God Leads (Temptation in the Wilderness)

Woven beach mat or placemat: 3.3, God Forgives (Healing of the Paralyzed Man)

Piece of linen: 3.4, God Is Help (Healing of the Leper, Jairus's Daughter, Sick Woman)

Once each item has been identified and that portion of The Big God Story has been briefly recapped, place two or three objects on the table. Give kids 10 seconds to memorize the objects and their order, and then have

them turn away and recall the items and the Bible passages they represent. When the kids guess all items correctly, surprise them and celebrate by sounding the horn, trumpet, or kazoo. Repeat five or six times using different combinations of items. At the end of each successful round, sound the horn again.

LARGE GROUP SECTION

REMEMBER// 30 min.

Host/ Worship Leader/Storyteller

Through a sequence of traditions and play, children are given the opportunity to pause and remember who God is.

Traditions and Remember Verse

SUPPLIES

- Remember Verse image (see Resources)
- Remember Verse animation (see Resources)
- Mementos for your church Traditions (rocks, marbles, gumballs, etc.)

RELATE

After everyone gathers as a large group, open with Traditions. During Traditions, you're helping the children work toward a common goal and giving them mementos to celebrate accomplishments such as memorizing the Remember Verse, inviting friends to church, or bringing their Bibles. Once children receive their mementos, have them put the objects in the designated container. Once kids fill the container, hold a celebration.

If your kids fill a clear container or build a structure as part of a Tradition, give out simple foods (e.g., pretzels or animal crackers) if you eat together on Remember & Celebrate weekends. Save the more extensive party for when they complete their goal.

Recall the Remember Verse from the previous weeks.

REMEMBER VERSE

Let us then approach God's throne of grace with confidence, so that we may receive mercy and find grace to help us in our time of need.

Hebrews 4:16

Feast of Trumpets

The Feast of Trumpets was a giant celebration of God's faithfulness. It was the beginning of a new year and the end of a harvest season. It marked the start of 10 days for the people of Israel to prepare themselves and repent before the Day of Atonement. The Feast of Trumpets was a yearly feast to remind Israel that God had not forsaken them, that God had kept His covenant to them, that God had led them, and that God had provided for them and forgiven their sins. Even though these people had so often fallen short of God's perfect law, God kept His covenant to them because He is faithful. God always does what He says He will do.

QUESTIONS ABOUT GOD'S FAITHFULNESS

- What does *faithful* mean?
- How can someone be faithful?
- How has God been faithful to you?

Remember and Play

SUPPLIES

- Images: ZONK! Questions, ZONK! Answers (see Resources)

Note: See the How It Works document for more information.

ZONK!

Questions and Answers

1) What did John the Baptist want people to do?

- Repent
- Get everything they want
- Take care of people
- Say please and thank you

ANSWER: A. John the Baptist called people to repent, or turn away from sin.

2) True or False: God used John the Baptist to help prepare people's hearts to receive His Son, Jesus.

ANSWER: True

3) Why did Jesus go into the wilderness for 40 days and nights?

- Because He was bored
- Because He thought it sounded fun
- Because the Spirit led Him there
- Because He thought He'd make friends

ANSWER: C. The Bible says, "Jesus was led by the Spirit into the wilderness to be tempted by the devil" (Matthew 4:1).

4) How did Jesus resist the temptations of Satan in the wilderness?

- He quoted Scripture
- He fought the devil with a big sword
- He asked the devil to go away
- He chased the devil away

ANSWER: A. Each time Satan tempted Him, Jesus responded by quoting Scripture.

5) True or False: Jesus healed the paralyzed man's body first and then forgave his sins.

ANSWER: False. Jesus forgave the man's sins first.

6) How did the paralyzed man get to Jesus?

- He yelled for Jesus to come over and heal him
- A stranger helped him
- His friends brought him to Jesus
- He flew

ANSWER: C. The man's friends dug a hole in the roof of the house where Jesus was teaching and

lowered their friend down.

7) When the man with leprosy begged Jesus to heal him, what did Jesus do?

- a. Told him to go away
- b. Said the word and the man was healed
- c. Told him to go wash in the Jordan River
- d. Reached out His hand and touched him

ANSWER: D. Even though people with leprosy were considered unclean, Jesus showed compassion to the man, touched him, and healed him.

8) Jesus told the woman who had been sick for 12 years that her _____ had healed her.

ANSWER: Faith. The woman reached out her hand and touched the hem of Jesus' robe because she had faith that Jesus had the power to heal her.

9) When the men came to Jairus and told him his daughter was dead, what did Jesus say?

- a. "I can raise the dead"
- b. "Don't be afraid; just believe"
- c. "Guess I'm too late"
- d. "Get me some water"

ANSWER: B

10) True or False: When we call out to God for help, He responds to us.

ANSWER: True. God is help. He will always respond to us because He loves us.

CELEBRATE// 15 min.

Host/Storyteller

Through interactive games and activities, children will share how God is working in their lives.

My Experience with God

Invite children to look back at how they've experienced God through Worship as Response during the past several lessons.

SUPPLIES

- Bibles
- Worship as Response pieces from previous weeks

SET UP

Place the Worship as Response pieces around the room in lesson order.

RELATE

Discuss the Worship as Response pieces and encourage kids to share memories of those response experiences or activities.

WORSHIP AS RESPONSE

- Lesson 1, God Is Faithful: **John the Baptist prepared the way for Jesus by asking people to turn away from their sins, or repent, and turn toward God. How did it feel to repent and “turn toward” the cross?**
- Lesson 2, God Leads: **Jesus stood up to temptation and never sinned. Unlike Jesus, we have all sinned. How has God helped you defeat temptation in your own life?**
- Lesson 3, God Forgives: **Jesus healed the paralyzed man’s sins before He healed the man’s body because Jesus knew that sin was a bigger problem than sickness. How do you feel after you’ve confessed your sins to God?**
- Lesson 4, God Is Help: **God always answers us when we call out to Him for help. How has God answered your calls for help in the past few weeks?**

Storytelling

Storytelling allows members of the community to tell stories about what God has been doing in their hearts—at church and at home.

SUPPLIES

- Optional: Campfire videos (see Resources)
 - Bibles
- See the How It Works document for more storytelling ideas.

PREPARE AHEAD

Gather stories from your faith community, or invite kids and families to start thinking of stories they may want to share. Optional: Set up your storytelling time like an experience of telling stories around a campfire. Be creative with ways to create the sense of being around a campfire by playing the Campfire video or playing sound effects (crackling fire, crickets, etc.), setting out wood, and more.

RELATE




Have kids sit in a giant circle. You and your kids and parents can share stories in various forms—videos, emails, written or spoken stories, etc. As you tell stories, encourage children to be respectful of their friends and leaders by listening quietly while others speak. Also, whether you choose to experience storytelling with high energy or in a more restful way, remember to continue in a spirit of celebration for what God has done in the lives of your kids, leaders, church, and families.

Celebrating Together

Each time you gather for this part of Remember & Celebrate, your group can focus on one of three ways to celebrate, such as eating together, participating with music, or responding at a worship station. You can do all three sections if you have time!

Breaking Bread

SUPPLIES

- Small flour tortillas (1 per person) 
- Deli meat (1 serving per person) 
- Cheese (1 or 2 slices per person) 
- Plates, napkins, utensils
- Worship music (suggestion: “Chasing After Me,” TruWorship *Sincerely Yours*)

SET UP

Set out the tortillas, deli meat, cheese, plates, napkins, and utensils.

RELATE

During the Feast of Trumpets, trumpets were blown to mark the start of Israel’s most important month. These trumpets were made of ram’s horns. On that day, everyone would stop working, bring offerings to God, and gather together for a public reading of the Law. Everyone rejoiced because of God’s faithfulness.

Invite each child to make her own “trumpet” by rolling some deli meat, cheese, and a tortilla into a horn shape. Once the kids finish their horns, invite them to eat together.

(Optional) Music

SUPPLIES

- Worship music (suggestions: “Your Love” or “Jump Up,” TruWorship *You Are*)

RELATE

Play upbeat songs and encourage the kids to sing along and dance.

(Optional) Station

SUPPLIES

- Rocks (1 per person)
- Permanent markers

SET UP

Set out rocks and markers for children and families to use.

RELATE

Rocks are symbols of remembrance in Scripture (such as Samuel setting up an Ebenezer pile of stones for remembrance). At this station, kids and parents write words or phrases they want to celebrate (such as “new job,” “God is faithful,” “God has a plan for my life”) on rocks.

SMALL GROUP

SECTION

BLESS// 5 min.

Small Group Leaders

Children receive a blessing from their leaders and sometimes one another. A blessing may be a prayer of commission, a portion of Scripture, or words to encourage and guide.

SUPPLIES

- At Home Weekly: Lesson 6 (see Resources)
- Bible

RELATE

As you bless your kids, tell them they have the opportunity to also be a blessing to others. Encourage them to freely share the joy and love they have received from God.

Spend time praying over the kids in your small group, and think of a short blessing for each child. A blessing can be a phrase such as, “I pray you have peace,” “I pray God blesses you at home, at school, etc., this week,” or “I pray God gives you joy.”

Have the kids hold their hands in front of them, palms up, as you pray the blessing from Psalm 100:4–5:

Enter his gates with thanksgiving and his courts with praise; give thanks to him and praise his name. For the LORD is good and his love endures forever; his faithfulness continues through all generations.

End with the following blessing over your entire group:

May you trust in God whose faithfulness is bigger than we can ever imagine. He loves you, hears you, and rejoices in you. May you remember His faithfulness this week.

Send home the At Home Weekly with your kids.