

April 21, 2024

Bible Passage: Luke 10:25–37
(Parable of the Good Samaritan)



God Is Love

Remember Verse

This is how God showed his love among us: He sent his one and only Son into the world that we might live through him. 1 John 4:9

LESSON OVERVIEW

CONNECT//
10 minutes



Name Bounce

SUPPLIES

- Rubber playground ball (or other ball that bounces)

GATHER//
30 minutes



Remember Verse

Game: Move-About Verse

SUPPLIES

- None

Storytelling

SUPPLIES

- Optional: Storytelling video*, Investigate Questions*
- Bibles
- Pebbles (4, make sure each one looks different)
- Dark brown felt (3')
- Light brown felt (1')
- Red felt (1')
- Fabric scissors

- Silver coins (2)

Discussion Questions

RESPOND//
15 minutes



A Heart for Others

SUPPLIES

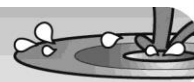
- Construction paper (1 sheet per child)
- Pens
- Scissors
- Optional: worship music (suggestion: "Come Unto Me," TruWorship *You Are*)

(Optional) Squish Bags

SUPPLIES

- Resealable storage bags (1 per child, gallon-sized)
- Shaving cream (several cans)
- Food coloring
- Trash bags
- Optional: masking tape

BLESS//
5 minutes



SUPPLIES

- Remember Verse cards*
- At Home Weekly: Lesson 8*
- Bible
- Tape
- Markers
- Prayer requests and reminders (examples: news articles printed from the Internet, your church bulletin, pictures of people from your church, etc.)

Further Resources

To help you plan and lead:
Customizable copy of Lesson 7
2018–19 Scope and Sequence
TruStory How It Works
Small Group Enhancement

At Home Weekly: Lesson 7

The weekly for the next lesson—to be sent home for preteaching by parents—is found in BLESS.

LEADER PREP

Each week you'll find a list of resources along with encouraging articles that help you prepare your heart to present the lesson.

Inspire *Shares personal stories from fellow ministry leaders about how God has worked in their lives*

At a busy intersection, a homeless man had fallen. He lay bleeding on the grass. Green light: Cars buzzed past him. Red light: Drivers stared straight ahead. A man in a black Mercedes swerved through the traffic, blocking it, and ran to the homeless man. The silver-haired man from the Mercedes was wearing an expensive suit. He was a lawyer.

"Are you okay?" the lawyer asked the man, pained at the sight of his injuries.

"No," replied the man. "I have no home. I have no friends. And I have no God."

Breathless, the lawyer ran to his car. He wept as he called 911. He returned to the homeless man with a water bottle and some food. Others, inspired by the lawyer's compassion, also pulled over to help.

I know this lawyer very well. Throughout his life he's been rejected by many friends and associates because of the often-unpleasant realities of his profession. Yet he was the only one who stopped to help this injured man. He was the only one to weep over the outcast man's condition. He was the only one to act as Christ would have acted. God created us to have compassion and to act on it. God is love.

Tori Funkhouser

Tru Team

Equip *Offers perspective and context to the lesson's Bible passage*

God is love, and He created us to love too. Jesus taught on this subject constantly, and the story of the good Samaritan gives a great example of this fact. In order to add to the impact of His messages, Jesus often included a "surprise" in the stories He told. The big surprise in this parable was that the "good guy" was a Samaritan.

The Jews detested the Samaritan people. They were considered "half-breeds," Jews who had intermarried with conquered people from other nations. The Bible clearly says in Deuteronomy 7 that when the Jews came into the land given to them by God, they were not to intermarry with foreign peoples. This wasn't an ethnic superiority issue but a spiritual issue. If the Jews intermarried, they could be tempted to worship other gods. This happened time and time again when Israel failed to obey God's command.

In 586 BC, the nation of Babylon captured the nation of Israel. When Israel returned from this devastating 70-year captivity, they had finally learned the lesson about keeping themselves separate. Thus they fiercely guarded their ethnic purity. By Jesus' time, the "pure" Jews in the south despised the Samaritans in the north and would have nothing to do with them.

When Jesus used a Samaritan as an example of someone who showed true compassion, it was especially painful for the Jewish leaders to hear. In fact, it was so painful that the religious leader could not even mutter the name "Samaritan" in answer to Jesus' final question about who showed mercy. Through the parable of the good Samaritan, Jesus shows us that God is love and desires for us to demonstrate His love to everyone.

Support *Provides reflection and assessment through encouragement, prayer, and time in God's Word*

Like the priest and the Levite in the parable of the good Samaritan, we too can be too unloving, too busy, or too lazy to care about those around us. This selfishness comes from our fallen nature. However, we weren't created to be this way. We were created to be like Christ. We were created to love everyone.

When we're redeemed through relationship with Jesus, we receive a new nature. The Holy Spirit within us starts to permeate our whole being. When we've been redeemed, our true nature is to love like Christ loves!

This week, meditate on this amazing fact. As a follower of Christ, your true nature is that of wholehearted love for God, others, and yourself. Ask God to fill you with the knowledge that you belong to Him—and that, as His child, you're designed to love, like He loves.

CONNECT//10 minutes



Children develop relationships with their leaders and one another through simple activities and conversation starters.

Name Bounce

In this CONNECT, kids must listen carefully to the details shared by their classmates.

SUPPLIES

- Rubber playground ball (or other ball that bounces)

RELATE

CONNECT QUESTION: Welcome and greet children. Open your time by asking this question: **What's one story you could hear over and over again?**

Invite the children to stand in a circle in an area clear of furniture or other obstacles. Ask each child to share his name and the name of one person he loves. For instance, he might say, "My name is Nick, and I love Jessica, my sister." Ask children to listen closely, because in order to play the upcoming game, they'll need to remember their friends' names and the names of the people they love. As the leader, share your name and person you love too.

After each child shares, bounce the ball to the first child. When the child catches the ball, she must say your name and the name of the person you love. She should then bounce the ball to another child. He must say her name and the name of the person she loves, and so on. If a child can't remember the names, he must bounce the ball back to the person who bounced it to him. She'll then bounce the ball to another child, and the game continues. Play until every child gets a chance to catch and bounce the ball.

GATHER//30 minutes



Children experience and learn more about God through prayer, storytelling from The Big God Story, an investigation into God's Word, and creative ways to memorize Scripture.

Remember Verse

Each week children will spend time memorizing a portion of Scripture together. The Remember Verse focuses on a character trait of God that's highlighted in today's portion of The Big God Story.

This is how God showed his love among us: He sent his one and only Son into the world that we might live through him. 1 John 4:9

Game: Move-About Verse

SUPPLIES

- None

RELATE

Encourage kids to get ready for an active Remember Verse game. First, review the verse a few times with children. Then invite kids to say it while moving about in one of these ways:

- running in place
- doing jumping jacks
- moving in slow motion
- tip-toeing across the room
- skipping across the room

Storytelling

Bible Passage: Luke 10:25–37

Storytelling Technique: Objects

God Is Love

SUPPLIES

- Optional: Storytelling video (see Resources), Investigate Questions (see Resources)
- Bibles
- Pebbles (4, make sure each one looks different)
- Dark brown felt (3')
- Light brown felt (1')
- Red felt (1')
- Fabric scissors
- Silver coins (2)

PREPARE AHEAD

Cut the dark brown felt into a circle and the light brown felt into a long rectangle (creating a “path”). Cut a smaller circle (about six inches in diameter) out of the red felt.

RELATE

Who is Jesus? Invite kids to answer. **That’s right: Jesus is God’s Son whom God loves very much. While Jesus was on earth, He used stories to teach people about God and His Word. These stories were called parables. Jesus often told parables to help those who were listening understand something very important about God. Today’s parable teaches us one of the most important things we can know about God: that God is love.**

A couple of weeks ago we heard the parable about a wise builder and foolish builder. What does God require? Invite answers. **Yes, He requires obedience. He wants us to hear and obey His words. Let’s ask Him to teach us today.** Lead the children in a Prayer of Release to pause, be still, and ask the Holy Spirit to quiet their hearts and minds.

Invite your kids to open their Bibles to Luke 10:25. **One day, while Jesus was teaching, a man asked Jesus a question. This man had heard about Jesus and everything He was saying about God. The man knew a lot about God’s Law, so he decided to test Jesus and what He knew about the Law.**

The man asked Jesus, “What must I do to receive eternal life?” How would you answer this question? Encourage kids to answer. **Those are great thoughts. Let’s hear what Jesus said.** Invite kids to read Jesus’ question in Luke 10:26. **In response, Jesus said, “What is written in the Law?” Why do you think Jesus asked this question?** Pause for answers. **Let’s see what happened next. The man said to Jesus, “‘Love the Lord your God with all your heart and with all your soul and with all your strength and with all your mind’; and, ‘Love your neighbor as yourself’” (v. 27). What do you think about the man’s answer?** Interact with answers. **Jesus told the man he was right! God is love, and He wants us to love Him and love others.**

The man wasn’t satisfied with the answer Jesus gave. He asked Jesus, “Who is my neighbor?” (v. 29). Jesus answered that question with a parable. Lay the dark brown felt circle on the floor and lay the light brown “path” down the center. Place one pebble on the path and the other three at one end of the path. Then share the rest of the parable from Scripture.

“A man was going down from Jerusalem to Jericho, when he was attacked by robbers. They stripped him of his clothes, beat him and went away, leaving him half dead” (v. 30). Point to the pebble on the path and tell kids it represents the man left half dead.

“A priest happened to be going down the same road, and when he saw the man, he passed by on the other side” (v. 31). “Walk” one of the pebbles down the path, going past the pebble already on the path. Leave it at the other end of the path.

“So too, a Levite, when he came to the place and saw the man, passed by on the other side” (v. 32). “Walk” another pebble down the path, again going past the pebble already on the path. Leave it at the other end of the path.

“But a Samaritan, as he traveled, came where the man was; and when he saw him, he took pity on him. He went to him and bandaged his wounds, pouring on oil and wine. Then he put the man on his own donkey, brought him to an inn and took care of him” (vv. 33–34). “Walk” the third pebble down the path. When you reach the pebble already lying on the path, pick up both pebbles and carry them to the smaller circle of felt. Tell kids this

represents the inn. Leave the “hurt man” there.

“The next day he took out two silver coins and gave them to the innkeeper. ‘Look after him,’ he said, ‘and when I return, I will reimburse you for any extra expense you may have’” (v. 35). Put the third pebble representing the Samaritan along with the coins next to the “hurt man” pebble in the circular piece of felt.

After Jesus told this parable, He asked the man, “Which of these three do you think was a neighbor to the man who fell into the hands of robbers?” (Luke 10:36). Point to the three pebbles that represent the priest, Levite, and Samaritan. Who do you think was the neighbor in this parable? Encourage kids to answer. Right. The Samaritan man. He was the one who showed the kind of love God shows. The man to whom Jesus was speaking also gave this same answer. He said the neighbor in this parable was “the one who had mercy” (v. 37). How did Jesus respond to this? Invite kids to read Jesus’ response in Luke 10:37b. Jesus told the man to “go and do likewise”—or go and be like the Samaritan.

Why do you think Jesus told this parable? Interact with responses. In Jesus’ time the Jewish people and the Samaritans didn’t get along. They worshipped God and lived very differently from one another. Because of this, the Jewish and Samaritan people paid careful attention to stay as far away from one another as possible. But God is love! How do you think God felt about this? Invite responses.

Jesus used this story to help the people understand that all people are our neighbors. No matter how different we are, God desires for us to show love to all people. God is love, and He created us to love Him and to love others. We can ask God to pour His love into our heart so it overflows to others. Share a personal story of a time when God showed His love to you or when His love in you poured out to others.

Developmentally Speaking

First and second graders respond well to physical objects that reinforce stories. Include voice inflection and energy with your use of physical objects to help the children get the most out of this Storytelling time so they can learn more about God’s calling for them to love everyone.

Discussion Questions

- **What is a parable?**
- **What do you think is the most interesting part of this parable?**
- **Whom does God love? John 3:16**
- **As God’s children, whom does God want us to love? John 13:34–35**
- **How does it make you feel to know God is love?**

RESPOND//15 minutes



Children reflect on what the Holy Spirit is teaching them and respond to God through creative activities and games.

A Heart for Others

Children will listen to Scripture passages about God’s love and then respond to God on a heart shape.

SUPPLIES

- Construction paper (1 sheet per child)
- Pens
- Scissors
- Optional: worship music (suggestion: “Come Unto Me,” TruWorship *You Are*)

RELATE

Gather kids in a circle on the floor or around a table. **Jesus’ parable about the good Samaritan showed His listeners that God is love, and He desires for us to show His love to everyone. Throughout the Bible, God reminds all who trust and follow Jesus that we’ve been made to love all people. Let’s listen to some verses from God’s Word that talk about this.** Read the verses below aloud as kids listen. You might choose to ask kids to close their eyes as they listen.

“Dear friends, let us love one another, for love comes from God ... This is how God showed his love among

us: **He sent his one and only Son into the world that we might live through him**" (1 John 4:7a, 9).

"The commandments ... are summed up in this one command: "Love your neighbor as yourself" (Romans 13:9).

"A new command I give you: Love one another. As I have loved you, so you must love one another" (John 13:34).

As God's children who have a relationship with Him, we become more and more like Him every day. God gives us the ability to love others as He loves them. Let's take some time to spread some love to our friends in this room!



Invite kids to make a paper heart from the construction paper. You may need to demonstrate folding a paper, cutting a half heart, and then opening the paper again. Children could also choose a paper and cut a border around it (zigzag, scalloped, etc.). Have children write a prayer request on the item they created. Optional: Play the worship song "Come Unto Me" quietly.

Once kids finish working, have them sit in a circle and place their hearts or other creations in the center. As the leader, read the prayer requests from each item to the group. Then pray for each request as a group. Invite kids to pray out loud for the requests of their friends. Encourage each child to pick up an item from the circle and take it home to pray for the request with their families.

(Optional) Squish Bags

Invite kids to create some fun colors with their own personal squish bags.

SUPPLIES

- Resealable storage bags (1 per child, gallon-sized)
- Shaving cream (several cans) 
- Food coloring 
- Trash bags
- Optional: masking tape

PREPARE AHEAD

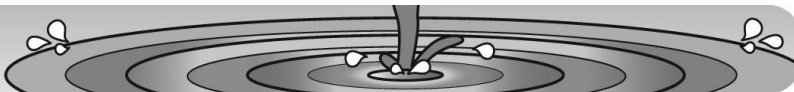
Fill each of the gallon-sized storage bags three-quarters full of shaving cream. Cover the table with the trash bags. Set the bags of shaving cream on the table with the food coloring.

RELATE

God made each one of us different. What are some of the things that make us different? Invite kids to answer.

What are some of the things that join us together? Encourage children to share their responses. **Because of God's love, we can live in unity—that means we can care for each other. God's love spreads and joins together just like the colors in the bags we're going to make.** Point out the bags and the food coloring. Invite kids to choose a color (or two) they like and squeeze a few drops of color into their squish bag. Then have kids zip the bags (tightly) shut. Optional: Tape the opening with masking tape so it stays shut. Invite kids to squish the colored shaving cream to color it with the hue(s) they chose! Encourage kids to mix yellow and blue together to make green, red and yellow together to make orange, etc.

BLESS// 5 minutes



Children receive a blessing from their leaders and sometimes one another. A blessing can be a prayer of commission, a portion of Scripture, or words to encourage and guide.

SUPPLIES

- Remember Verse cards (see Resources)
- At Home Weekly: Lesson 8 (see Resources)
- Bible
- Tape
- Markers
- Prayer requests and reminders (examples: news articles printed from the Internet, your church bulletin, pictures of people from your church, etc.)

SET UP

Collect the articles, pictures, church bulletins, or other items and tape them to the wall. Place a few markers near each item.

RELATE

Gather children and read the blessing from Colossians 3:12–13:

Therefore, as God’s chosen people, holy and dearly loved, clothe yourselves with compassion, kindness, humility, gentleness and patience. Bear with each other and forgive one another if any of you has a grievance against someone. Forgive as the Lord forgave you.

May God fill you with His love so you know how completely He loves you. May God’s love in you pour out onto others.

Ask kids to look at the items taped to the walls. Explain that these items show or describe people around the world who could use their prayers. Invite kids to quietly walk around the room and pray for the people represented by each item. If they want, they can write a prayer of blessing on the item using the markers provided.

Send home Remember Verse cards and the At Home Weekly with your kids.