

April 28, 2024

Bible Passage: Luke 14:12–24  
(Parable of the Great Banquet)



# Jesus Is Salvation

## Remember Verse

This is how God showed his love among us: He sent his one and only Son into the world that we might live through him. 1 John 4:9

## LESSON OVERVIEW

### CONNECT// 10 minutes



#### Picking Corners

##### SUPPLIES

- Paper (4 sheets)
- Marker
- Tape

### GATHER// 30 minutes



#### Remember Verse

#### Game: Hot Potato

##### SUPPLIES


- Ball (medium-sized)

#### Storytelling

##### SUPPLIES

- Optional: Investigate Questions\*
- Bibles
- Tablecloth or sheet (large)
- Construction paper (1 sheet

per child)

- Paper plates (1 per child)
- Crayons (various colors)
- Disposable spoons (1 per child)
- Disposable cups (1 per child)
- Optional: snacks, water or juice 

#### Discussion Questions

### RESPOND// 15 minutes



#### Banquet of Thanksgiving

##### SUPPLIES

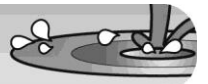
- Table(s) (enough space for every child)
- Chairs (1 per child)
- Butcher paper (long enough to cover each table)
- Masking tape
- Snacks
- Markers

#### (Optional) Gather the People

##### SUPPLIES

- Cones (2)
- Large plastic hoop

### BLESS// 5 minutes



##### SUPPLIES

- Remember Verse cards\*
- At Home Weekly: Lesson 9\*
- Bible

#### Further Resources

To help you plan and lead:

**Customizable copy of Lesson 8  
2018–19 Scope and Sequence  
TruStory How It Works  
Small Group Enhancement**

#### At Home Weekly: Lesson 8

The weekly for the next lesson—to be sent home for preteaching by parents—is found in BLESS.

# LEADER PREP

*Each week you'll find a list of resources along with encouraging articles that help you prepare your heart to present the lesson.*

---

## **Inspire** *Shares personal stories from fellow ministry leaders about how God has worked in their lives*

I love throwing parties. When I've thrown parties in the past, I would often pick a theme—sophistication, vintage, Christmas, summer—and go all out. I'd decorate my home and pick foods that matched the feel of the party. I would invite everyone from different social circles—work, church, old friends, new friends—and encourage everyone to come and bring friends. I would work hard to make people feel welcome and at ease in my home. Something about having a party and seeing people come together is fun and exciting!

From reading The Big God Story, it seems as though God takes joy in “having people over.” In the beginning, He invites Adam and Eve to live in this gorgeous place He created for them. In the end, we see that God invites those who have believed to the wedding feast of the Lamb!

I put effort into my parties and am so pleased when people show up and enjoy themselves. God constantly pursues and invites, hoping that we accept His invitation and come to His great banquet in celebration of the One who sacrificed all in order to be our salvation.

*Denise Snyder*  
Crossroads Church

---

## **Equip** *Offers perspective and context to the lesson's Bible passage*

In Luke 14:15, a man attending a feast with Jesus comments on how blessed it will be for those who will feast in the kingdom of God. In response, Jesus tells a parable. Despite popular opinion that parables are simple teaching tools used by Jesus to make His meanings more clear, the purpose of parables are actually to hide information from those who “do not have ears to hear.”

When Jesus begins His ministry, He offers God's people (Israel) the kingdom they have been waiting for. But then Israel formally rejects the offer of the kingdom by attributing God's work to Satan (Matthew 12:24, 31).

Following this rejection of Him in Matthew 12, Jesus speaks to the people only in parables (Mark 4:33–34). In Matthew 13:10–15, His disciples ask Jesus why He speaks in parables. He answers, “Because the knowledge of the secrets of the kingdom of heaven has been given to you, but not to them.” In response to the man who made the comment and to the Jews who arrogantly saw themselves in a privileged position, Jesus warns them that their having been invited to the feast means nothing if they reject the One who invited them.

Jesus is correcting their notion that only Jews would be a part of the kingdom. He says that many of these others, whom the Jews considered “unclean,” will be sitting at the table—while the Jews who rejected Him will be left outside. Jesus is saying that while the Jews remain the people of God, salvation is open to Jew and Gentile alike. But it is only available by faith. Though they weren't able to fully grasp the meaning of the parable, these self-righteous men knew enough to be offended at Jesus' claim that He is salvation.

---

## **Support** *Provides reflection and assessment through encouragement, prayer, and time in God's Word*

We say it all the time—Jesus is salvation. We know that He came to die for our sins and to rescue us from death and separation from God. We think about the cross and are reminded of this great salvation. But sometimes, the longer we have been Christians, the easier it is to skim over the deep, amazing meaning of a God who sent His Son to die in our place. What a huge sacrifice it took for Jesus—fully God and fully man—to suffer beatings and crucifixion, all for a world that often rejects Him.

The salvation we've been invited into is costly, painful, tragic, and achingly beautiful. Take a moment to think back to the time you recognized your need for Jesus' salvation in your life. What caused you to see Him? What feelings did you experience? What relief did you feel as you realized your sins were forgiven?

Salvation is an amazing thing that we can begin to take for granted. So, this week, take some time to remember your salvation. Thank God for it. Sing your favorite songs of praise. Read the Scriptures that remind you of what God has done for you. And pray for your kids—that as they hear about Jesus as salvation, the Holy Spirit will be working in their lives to draw them to Him.

## CONNECT//10 minutes



*Children develop relationships with their leaders and one another through simple activities and conversation starters.*

### Picking Corners

In this CONNECT, kids will run to the corner of the room that expresses their answer to a question.

#### SUPPLIES

- Paper (4 sheets)
- Marker
- Tape

#### SET UP

Use the marker to number the sheets of paper from one to four. Hang them in different corners of the classroom.

#### RELATE

**CONNECT QUESTION:** Welcome and greet children. Open your time by asking this question: **What is the best party you've ever been to?**

**It's fun to hear about the neat parties you've been to. Let's continue hearing more about one another. To start, each of you can choose a corner of the classroom to go to. Then I'll call out a corner. When I call out that corner, everyone in the corner will answer the question that I ask. Then, everyone will run to a different corner. Next, I'll call out another corner, and everyone in that corner will answer a new question. Continue for several rounds. Feel free to add your own questions**

Suggested questions:

1. What is your favorite meal?
2. If you could attend a party anywhere, where would you choose?
3. What is your least favorite food to eat?
4. What would be your dream party?

### Developmentally Speaking

Children in this age group tend to have short attention spans. This fast-paced activity will allow children to connect with one another while also keeping their interest.

## GATHER//30 minutes



*Children experience and learn more about God through prayer, storytelling from The Big God Story, an investigation into God's Word, and creative ways to memorize Scripture.*

### Remember Verse

Each week children will spend time memorizing a portion of Scripture together. The Remember Verse focuses on a character trait of God that's highlighted in today's portion of The Big God Story.

This is how God showed his love among us: He sent his one and only Son into the world that we

might live through him. 1 John 4:9

## Game: Hot Potato

### SUPPLIES

- Ball (medium-sized)

### RELATE

Review the Remember Verse with your class a few times so they become familiar with it. Then, invite children to sit together in a circle. Give one child a ball and have him say the first word of the Remember Verse and roll the ball to any other student in the circle. The child who receives the ball will say the second word of the verse and roll it to another student. This continues until the entire verse has been said. Play several rounds.


## Storytelling

**Bible Passage: Luke 14:12–24**

**Storytelling Technique: Setting a Scene**

**Jesus Is Salvation**

### SUPPLIES

- Optional: Investigate Questions (see Resources)
- Bibles
- Tablecloth or sheet (large)
- Construction paper (1 sheet per child)
- Paper plates (1 per child)
- Crayons (various colors)
- Disposable spoons (1 per child)
- Disposable cups (1 per child)
- Optional: snacks, water or juice 

### SET UP

Place the tablecloth on the floor. Put the construction paper, plates, spoons, and cups at the head of the “table.” Invite the children to each take a seat on the floor around the tablecloth. Choose one child to sit at the head of the tablecloth and to distribute the materials when you ask her to assist.

### RELATE

**We’ve been learning about The Big God Story and how God has been working throughout it to restore our relationship with Him. In fact, God loves us so much that He sent His Son to earth to show us what He’s like. And, most importantly, Jesus came to die for our sins and fix our relationship with God. Because of Jesus, we can have salvation and follow in God’s way! Let’s take a moment to stop and thank Jesus for being our salvation and inviting us to know Him.** Lead the children in a Prayer of Release to pause, be still, and ask the Holy Spirit to quiet their hearts and minds.

Invite the kids to turn to Luke 14 in their Bibles. **Jesus spent lots of time getting to know people and sharing the truth about God with them. He would go to dinner at people’s homes and they would eat together and talk about important things. Sometimes people didn’t approve of everyone Jesus ate with. Sometimes the religious leaders didn’t like that Jesus was willing to eat with people who were sinners or worked for the people of Rome. But Jesus came to share the good news—that He is salvation—with everyone! So, Jesus told a parable, or a story, about how God invites everyone to know Him.**

Read Luke 14:12–14 aloud. Ask the child at the head of the table to pass around the construction paper, and have the children take a sheet and put it in front of them like a place mat. **Jesus knew that it’s easy for us to spend time with and hang out with our friends and those who are like us. That’s what the religious leaders did. But Jesus is salvation, and He offers it to everyone! He invites the poor and those who might not be popular. Everyone is invited to know Jesus and spend eternity with Him in heaven.**

**Jesus told a parable about a man who was going to give a great banquet, or party.** Read Luke 14:16–18 aloud. Ask the child at the head of the table to distribute the plates. Children can place their plates on top of their place mats. **A man was going to give a big party for all of his friends. If you were going to have a banquet, what kind of food would you have?** Invite the kids to respond, and encourage them to use their crayons to draw a favorite food on their paper plate.

The man told his guests that the banquet was ready, but they all started to make excuses for why they couldn't come! One said he had a new field he had to go look at. Another said he had new oxen he had to try out. And another said he had just gotten married and wouldn't be able to make it. Why do you think the people suddenly made excuses not to come to the banquet? Invite the kids to respond. Great thoughts! Suddenly the people were too busy to go to this amazing party the man had planned. So, he came up with a new idea!

Read Luke 14:21 aloud. Have the child at the head of the table pass out the spoons. The man was still going to have his banquet no matter what! So, he told his servant to begin inviting people who hadn't been invited before. Suddenly the poor and the lame were invited to this amazing banquet! How do you think they felt when they were invited to the party? Invite responses. Yes! They were probably so happy to be invited to this party!

Read Luke 14:22–24 aloud. Have the child at the head of the table pass out the cups, and have the kids set them on their place mats. There was still room at the banquet, so the man started inviting anyone and everyone. No person was left out from being invited to this banquet. And those who were first invited and made excuses were not allowed in. The man had prepared a beautiful party, and anyone who wanted could come in to enjoy it.

Jesus told this parable so people could understand that He is salvation and that everyone is invited to know Him and accept His gift! The banquet represented the kingdom and how amazing it will be to one day be with God. Up until this point in The Big God Story, the Jewish people had been invited to know God in a special way. But when Jesus came to earth, everyone was invited to know God, including us! Because of Jesus, everyone is invited to spend eternity with Him in heaven. We can accept Jesus' gift of salvation, and we can walk in God's way and share this amazing news with all of our family and friends. Because of Jesus, everyone is invited to the banquet, and no one is left out. But like we saw in Jesus' story, not everyone who is invited will come. Some people reject Jesus and His salvation. They will be separated from God. But, everyone has a chance to know Him because all are invited. What an amazing God we serve—He invites us to know Him and sent Jesus to be our salvation.

You and I are all invited to know Jesus. Some of us may have accepted His gift of salvation and some of us might not have yet. When we do become His followers, He sends His Holy Spirit to live in us and teach us His ways. Jesus is salvation, and He invites us all to know Him. Consider telling your kids about the time you accepted Jesus' gift of salvation. Be sensitive to children who may want to know more about what it means to follow Jesus. If you have snacks or drinks, pass them out and invite the kids to eat at the banquet table!

#### Discussion Questions

- What did the man invite everyone to come to? Luke 14:16
- Which people did the man end up inviting to the banquet? Luke 14:21, 23
- What is salvation?
- How does it make you feel to know that Jesus is your salvation?

## RESPOND//15 minutes



*Children reflect on what the Holy Spirit is teaching them and respond to God through creative activities and games.*

## Banquet of Thanksgiving

Have a party with your kids to celebrate that Jesus is your salvation!

#### SUPPLIES

- Table(s) (enough space for every child)
- Chairs (1 per child)
- Butcher paper (long enough to cover each table)
- Masking tape
- Snacks
- Markers

#### SET UP

Cover the tables with butcher paper to make tablecloths. Secure using tape. Set out the snacks.

## RELATE

Jesus told the parable of the great banquet to tell His disciples that salvation is for everyone, not just the Jews. That means each person has the opportunity to spend eternity in heaven with Jesus because He died to take the punishment for our sins. He is our salvation. What was your favorite part of The Big God Story today? Invite answers. Those are great thoughts. Today we're going to have a party to celebrate that Jesus is our salvation! Invite children to use the markers to write words and draw pictures of thanksgiving and praise to Jesus on the butcher paper tablecloths. As they work, they can enjoy the snacks.

## (Optional) Gather the People

In this competition, kids see who can get to the hoop first with an item or team member.

## SUPPLIES

- Cones (2)
- Large plastic hoop

## SET UP

Clear an open space in the middle of your room. Place the large plastic hoop in the center of the open area. Place the cones on opposite sides of the hoop, each 10 feet from the hoop.

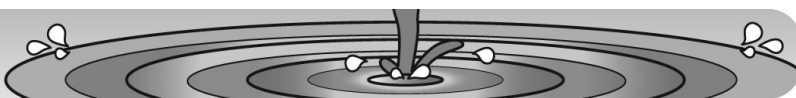
## RELATE

Jesus used the parable of the great banquet to show His disciples that He came for all people: the poor, the lame, the crippled. Everyone was invited to the banquet!

Today we're going to have a competition to see who can get to the hoop first with an item or team member. I'll call out an item, an action, or something you might be wearing, and you'll send at least one person from your team to the hoop. To begin, divide your class into two teams. Have each team sit behind a cone. Call out the categories for the students from each team to run to the center of the hoop. The first team to get to the hoop wins that round. Use the following categories or feel free to come up with your own.

Someone wearing green  
Shoe with shoelaces  
One student crab-walking  
Three socks  
Two people with brown hair  
Three students leapfrogging  
Someone with a coin  
Someone wearing blue  
Piece of candy or gum  
Bracelet or watch

## BLESS//5 minutes



*Children receive a blessing from their leaders and sometimes one another. A blessing can be a prayer of commission, a portion of Scripture, or words to encourage and guide.*

## SUPPLIES

- Remember Verse cards (see Resources)
- At Home Weekly: Lesson 9 (see Resources)
- Bible

## RELATE

Encourage the children to stand together as you read them the blessing from John 14:6:

**Jesus answered, "I am the way and the truth and the life. No one comes to the Father except through me."**

Now invite the kids to spend some time blessing one another. Have one child go to another child and say, "(Child's name), may you know that Jesus alone is the way and the truth and the life."

End by saying a blessing over the entire group:

**May you call on the name of Jesus with confidence and faith. May you receive His invitation to be in**

**relationship with Him. May you have hope for your future because Jesus is salvation.**

Send home Remember Verse cards and the At Home Weekly with your kids.