

April 14, 2024

Remember & Celebrate

Feast of Trumpets: Remembering
and Celebrating God's Faithfulness


LESSON OVERVIEW

CONNECT// 10 minutes



Feast of Trumpets

SUPPLIES

- Festival Banner*
- Scissors
- Tape
- Food, drinks, plates, cups, utensils, and napkins 
- Name tags (1 per child)
- Markers

Connect Game: Trumpet Call

SUPPLIES

- Connect Questions*
- Card stock
- Scissors
- Kazoos (1 per child)

REMEMBER// 30 minutes



Remember Verse

Remembering God in ...

... Our Family

SUPPLIES

- Bibles

... Our Faith Community

SUPPLIES

- Bibles
- Props: cup, water, pan or broom, palm branch, cross (cut out of paper or made of wood), rock

... My Life

SUPPLIES

- Ponder Point Pennants*
- Blank Pennant cutouts*
- Scissors
- Markers or colored pencils
- Tape

RESPOND// 20–30 minutes



Remember Roundup

1st–6th: Who Am I?

SUPPLIES

- The Big God Story People (John the Baptist, Mary, Martha, Jesus on Donkey, Jesus with Nail Marks, Wise Builder and Foolish Builder)*
- Masking or painter's tape
- Scissors

Festival Games

1st–2nd: Terrific Toss

SUPPLIES

- Festival Games Questions*
- Disposable cups (large) or glass jars (6, wide-mouthed)

- Water
- Ping-pong balls
- Masking or painter's tape
- Optional: kazoos (several)

3rd–6th: Bull's-eye

SUPPLIES

- Festival Games Questions*
- Cardboard (approx. 1' x 1')
- Marker
- Tape
- Tablecloth or large piece of fabric
- Soft balls (2)
- Optional: kazoos

BLESS// 5 minutes



SUPPLIES

- At Home Weekly: Lesson 7*
- Bible

Further Resources

To help you plan and lead:

**Customizable copy of Lesson 6
2018–19 Scope and Sequence
TruStory How It Works
Festival Investigation**

At Home Weekly: Lesson 6

The weekly for the next lesson—to be sent home for preteaching by parents—is found in BLESS.

LEADER PREP

Each week you'll find a list of resources along with encouraging articles that help you prepare your heart to present the lesson.

Inspire *Shares personal stories from fellow ministry leaders about how God has worked in their lives*

God is faithful. He teaches me this lesson just about every day. One day my wife's car breaks down, and the next week she gets a new one. Another time, our washing machine breaks, and that weekend someone gives us a new one. We're short on money one month, and that exact amount shows up in the mail. That kind of thing happens all the time. Our faith community surrounds us, and God uses people in miraculous ways.

But one time our trust in God's faithfulness was pushed to the limit. Our five-week-old son wasn't gaining weight. Though he would eat, the food wouldn't stay down. After several weeks my wife took him to the doctor. I expected to hear that this was normal and would pass. But instead I got a call to rush to the hospital because they were taking my child into emergency surgery. That was when the true test—whether or not I actually believed in God's faithfulness—hit home.

When I got to the hospital and held my son's tiny body in my arms, I couldn't imagine a surgeon cutting into him. I knew that God never promised freedom from sickness or disease, but this was my baby! I prayed and spread the word. Folks all over the country were praying within a matter of minutes. My son came through the surgery just fine. The experience stretched our faith, but God sustained us. I'm so thankful for how God grows our faith—and that He's faithful.

Jeff Carter

Director of HaDavar Ministries, Irvine, Calif.

Equip *Offers perspective and context to the lesson's Bible passage*

Feast of Trumpets: Remembering and Celebrating God's Faithfulness

This feast is the first of the fall feasts. The Jewish people call this feast Rosh Hashanah, which literally means "head of the year," as it's observed as the start of the civil year on the Jewish calendar (in contrast with the religious year, which starts with Passover). This celebration focused on the faithfulness of God. It consisted of a time of rest, "an offering made by fire," and the blowing of the trumpets. The Feast of Trumpets would occur at the new moon when only the slightest crescent would be visible. Watchfulness was a critical ingredient of the feast. This need for watchfulness and preparedness with the Feast of Trumpets is echoed throughout the New Testament in connection with the Lord's second coming.

Support *Provides reflection and assessment through encouragement, prayer, and time in God's Word*


What are your stories of God's faithfulness? How has God used the faith community to rally around you in times of need? How has God orchestrated events so that the right help came just when you needed it? When did that much-needed listening ear, exact amount of money, or perfectly-timed event arrive at exactly the right time, in ways you knew could only come from God's faithful hand? Think back on your life and remember these stories. Write them down. Tell them to a trusted family member or friend. Whether we're in times of trial or rejoicing, the stories of God's faithfulness remind us of the way God has shown Himself to be real. He is our strength, the hope of our life, and the One who loves us. As you remember God's faithfulness in your life, praise Him for His love. Praise Him for His mercies that are new every morning (Lamentations 3:22–23).



Children are invited to eat together with their parents and engage with the day's biblical feast or festival.

Feast of Trumpets

SUPPLIES

- Festival Banner (see Resources)
- Scissors
- Tape
- Food, drinks, plates, cups, utensils, and napkins 
- Name tags (1 per child)
- Markers

PREPARE AHEAD

Encourage families to bring festival-themed goodies to the feast. Invite them to create the foods found on the Recipe cards passed out the previous week. Print, cut out, and assemble the Festival Banner.

SET UP

Tape the banner in a prominent place. Place the food, drinks, and other supplies on the feasting table. Put the name tags and markers near the entrance to the room.

RELATE

The Feast of Trumpets is the first holiday that the Israelites celebrated in the fall. It was a time of rest for all of Israel, and God commanded them to sound the shofar (a horn) in order to commemorate the day. The Israelites would then begin to prepare for the Day of Atonement 10 days later, a time when they remembered God's righteousness. Today the Feast of Trumpets is celebrated as the Jewish New Year, and it's a great time to anticipate what God has in store and to remember His great faithfulness in the past.

Invite everyone to put on a name tag and then work together to set up the feast. Give the children, leaders, and parents separate jobs. For example, allow the kids to set the table while leaders fill the cups with water and parents set out the food. Reassign the jobs for each Remember & Celebrate gathering so everyone gets to be involved in a different part of the feast preparation.

Together, engage in the activities found in the following section. These conversation starters and activities will help your kids and parents connect with old friends and get to know new friends. They will also help your faith community interact with the day's festival. Optional: As your parents and kids eat and talk, invite them to decorate the Festival Banner before hanging it in the room.

Connect Game: Trumpet Call

SUPPLIES

- Connect Questions (see Resources)
- Card stock
- Scissors
- Kazoos (1 per child)

PREPARE AHEAD

Print the Connect Questions cards onto card stock and cut them apart. You might come up with a few more questions for this activity.

RELATE

Grab a kazoo to be your "trumpet." Tell your kids you're going to hum into the kazoo, and as you do, they'll need to form into groups according to the number of times you blow the kazoo. If you give two short blasts, they'll need to quickly form a group of two. If you blast the kazoo eight times, they'll need to form a group of eight. Once they've formed their groups, ask one of the Connect questions, and have each member of the group discuss his answer. Once they've finished, they'll form into new groups based on kazoo blasts.

Optional: Let the kids take turns blasting out kazoo sounds for the activity. Make sure you give a new kazoo to each participant.

Connect Questions

- What are some ways you rest, other than sleeping at night?
- During the Feast of Trumpets, God wanted His people to blow the shofar, which is a type of trumpet. What's your favorite musical instrument?
- The Feast of Trumpets is also the Jewish New Year. What's your favorite thing about celebrating the New Year?
- What are you looking forward to this year?

REMEMBER//30 minutes



Children reflect on what they've learned about God in The Big God Story, who He is, and what He's doing in their own lives.

Remember Verse

Spend time remembering the previous weeks' Remember Verse. Encourage the children to stand and say the verse together.

Now this is eternal life: that they know you, the only true God, and Jesus Christ, whom you have sent. John 17:3

Remembering God in ...

... Our Family

SUPPLIES

- Bibles

RELATE

In Leviticus 23, God commanded His people to celebrate festivals throughout the year. During each festival, the Israelites stopped to remember what God had done for them and to celebrate His goodness to them. The Feast of Trumpets gave the people an opportunity to remember and celebrate the faithfulness of God as they began their fall celebrations. The New Testament tells us that Jesus will return to earth one day with the sound of a trumpet.

- **What does the word faithful mean?** Explain that the word *faithful* means "dependable, reliable, or worthy of trust." If someone is faithful, it means that he is committed to truth and is trustworthy.
- **What comes to mind when I make the statement, "God is faithful"?** Leaders and parents, feel free to share examples from your own lives.

God has proven Himself faithful throughout the Bible and throughout history—and in our lives and the lives of those around us. The festivals and feasts gave God's people time to remember and celebrate the things He'd done. God set up these feasts to bring back memories of how He'd been faithful to His people in the past, so they could trust Him more in the present.

- **Describe some events or passages from the Bible that show God's faithfulness.** Leaders, feel free to give some brief examples to get the conversation started.
- **Describe a time God showed Himself faithful to your family or to someone you know.** Leaders and parents, feel free to share examples from your own lives.

... Our Faith Community

SUPPLIES

- Bibles
- Props: cup, water, pan or broom, palm branch, cross, (cut out of paper or made of wood), rock

SET UP

Hide the cup of water, pan or broom, palm branch, cross, and rock in different places around the room.

RELATE

Encourage parents and kids to search for the hidden items around the room. Let them know you've hidden five items, and each item relates to a lesson from the past several weeks. Once all five items have been found, encourage the kids to gather in a circle and figure out which item goes with which lesson. Have them place the items in the order each one appears in The Big God Story, and then refer to the items as you review the lessons together.

- Cup of water: Lesson 1 (Jesus Is God's Son)
- Pan or broom: Lesson 2 (Jesus Is Worthy)
- Palm branch: Lesson 3 (Jesus Is King of Kings)
- Cross: Lesson 4 (Jesus Is Alive)
- Rock: Lesson 5 (God Requires Obedience)

Lesson 1, Jesus Is God's Son: Luke 3:1–22

In this lesson we heard how John the Baptist baptized people who wanted to repent from their sins. Jesus came to the Jordan River (hold up the cup of water for kids to see) and asked John to baptize Him too. The Big God Story leads up to the moment when Jesus came to earth to live as a human.

When Jesus was being baptized, heaven opened up, and the Holy Spirit descended on Jesus in a form like a dove. Then God spoke from heaven so everyone could hear that Jesus was God's Son and that He pleased His Father. God declared Jesus' identity as His child, and because Jesus died on the cross for us, we can be known as His children too!

- How does it make you feel to know you are God's child?

Lesson 2, Jesus Is Worthy: Luke 10:38–43

In this lesson we learned that Jesus is worthy. He deserves our love and time and attention. Jesus went to visit two sisters named Mary and Martha. Martha wanted to be a good host, so she started making food and preparing for all of the guests. Mary, however, sat and listened to Jesus. Martha got upset with Mary because she wasn't helping her with all the work. Hold up the pan or broom for kids to see. She complained to Jesus, but Jesus told Martha that Mary was doing the better thing. The food and preparations could wait—Jesus was worthy of Mary's full attention.

This story reminds us of how God is worthy of our full attention as well. We can give Him our attention by reading His Word, praying, listening to the Holy Spirit, and spending time with Him. God loves it when we pay attention to Him. He has so much to teach us about walking in His ways.

- What are some ways you can show God that He is worthy?

Lesson 3, Jesus Is King of Kings: Matthew 21:1–17

In this lesson we learned about how Jesus is King of Kings. When Jesus rode into Jerusalem on a donkey, the people spread palm branches (hold up the palm branch for kids to see) and cloaks on the road to prepare a special path before him. They were honoring Jesus as a king! Jesus wasn't just any earthly king—he was the King of Kings. Jesus is God of the Universe, the wonderful King who came to earth to conquer sin so He could save everyone who believes.

This part of The Big God Story reminds us that we can honor Jesus as king of our lives as well. When we try to be king of our own lives, we become unhappy, stressed, and confused. But when we make Jesus king of our lives, we're at peace. Things are as they should be. Jesus is the best king—the King of Kings!

- How can you make Jesus king of your life?
- What are some good things that come from making Jesus king of our lives?

Lesson 4, Jesus Is Alive: John 20:1–18

Throughout The Big God Story we see God's faithfulness that leads up to the arrival of Jesus. Jesus was born as a baby and grew up with His parents, Mary and Joseph. He lived a life without sin—He never did anything wrong. Jesus taught about God's ways, and sometimes what He said made people angry. Eventually Jesus was arrested and then crucified on a cross. Hold up the cross for kids to see.

But Jesus' death wasn't the end of the story! On the third day after He died, Jesus rose again, proving that He is God and that He can save us from our sins! Jesus is alive! Through His resurrection, we can celebrate God's faithfulness. We can also have a relationship with Jesus today. One day Jesus will return in person and reign forever!

- **Why are you glad that Jesus is alive?**

Lesson 5, God Requires Obedience: Luke 6:46–49; Matthew 7:24–27

In this lesson, Jesus told a parable (a story) about two builders. One of the men built his house on a rock with a strong foundation. Hold up the rock for kids to see. The other man built his house on the sand. When a storm came, the house built on the rock stood firm, but the house built on the sand washed away. It couldn't stay strong against the rain and waves. Through this story, Jesus shared His desire for the people to hear His words and obey them too. God requires obedience, and God's plan for us is best. When we obey what He says, we're like the wise man who chose to build his house on a strong foundation.

- **Why is it important to hear and obey Jesus instead of simply hearing His words and then doing whatever we want?**
- **How can we know what God wants us to do?**

... My Life

SUPPLIES

- Ponder Point Pennants (see Resources)
- Blank Pennant cutouts (see Resources)
- Scissors
- Markers or colored pencils
- Tape

PREPARE AHEAD

Print a Blank Pennant for each child and cut it out. Print the Ponder Point Pennants and cut them out. Optional: Tape RESPOND pieces from past lessons around the room.

RELATE

Show the children and parents each of the triangular Ponder Point pennants. Each Ponder Point highlights God and one of the things He was doing in that part of The Big God Story. Use these banners to help kids remember and celebrate. As you show the Ponder Point pennants, tape each one to the bottom of the Festival Banner and ask questions, such as: **What has God done in your life?**

Then, give the children a chance to respond to what they've learned about God and how it's affected their lives. Encourage the kids to write stories or draw responses to God on a Blank Pennant. For example, kids might write, "God, thank You for Your gift of freedom," or they might draw themselves and an event that reminds them of God's freedom in their lives. After children have a chance to respond to God in this way, encourage them to tape the triangular banners like bunting to the bottom of the Festival Banner.

RESPOND//20–30 minutes



Children laugh and enjoy themselves as they connect with one another and play together—all while looking back at The Big God Story.

Remember Roundup

During Remember Roundup, kids will "round up" the people in The Big God Story whom they heard about during the past several weeks.

1st–6th: Who Am I?

SUPPLIES

- The Big God Story People (John the Baptist, Mary, Martha, Jesus on Donkey, Jesus with Nail Marks, Wise Builder and Foolish Builder) (see Resources)
- Masking or painter's tape
- Scissors

PREPARE AHEAD

Print and cut out The Big God Story People—one for each child (it's okay to have duplicates). Stick a small loop of tape to the back of each character.

RELATE

Stick one of The Big God Story People to each child's back. Tell the kids they each have a person they've heard about during the past several weeks. Then invite kids to go around the room and ask yes or no questions to try to figure out which of The Big God Story People they have stuck to their backs. For example, a child might ask, "Did this person baptize others?" or "Did I sit at Jesus' feet?" Once the kids figure out their people, they can remove the paper from their backs and keep helping others figure out their people.

Once all of your kids figure out their people, invite them to gather in a circle and place one representation of each of The Big God Story People in the center. Then encourage them to share what they remember about the person or the story that Jesus told about each of these people in His parables.

Festival Games

Invite your children to play these fun and engaging games as they remember some of what they've heard in The Big God Story recently.

1st–2nd: Terrific Toss

SUPPLIES

- Festival Games Questions (see Resources)
- Disposable cups (large) or glass jars (6, wide-mouthed)
- Water
- Ping-pong balls
- Masking or painter's tape
- Optional: kazoos (several)

PREPARE AHEAD

Fill the cups or jars with water and line them up or place them in a cluster on the floor. Use the tape to mark a start line on the floor approximately three feet from the cups. Print a copy of the Festival Games Questions.

RELATE

Divide your kids into two teams and line them up next to each other behind the start line. On your signal, the first person in each team should attempt to toss a ping-pong ball into one of the containers of water on the floor. If the child misses, he should go to the end of the line and allow the next person in line to try. When a child successfully tosses a ball into a cup or jar, she gets to answer a question (asked by the leader). If she answers correctly, she gets a point for her team. Play at least until every child on each team has had a chance to toss a ball into a cup. Consider giving kazoo "trumpets" to the winning team.

3rd–6th: Bull's-eye

SUPPLIES

- Festival Games Questions (see Resources)
- Cardboard (approx. 1' x 1')
- Marker
- Tape
- Tablecloth or large piece of fabric
- Soft balls (2)
- Optional: kazoos

SET UP

Use the marker to draw a large bull's-eye on the piece of cardboard. Turn a table on its side so a leader or parent can hide behind the table holding the bull's-eye. Place a tablecloth or large piece of fabric on top of the table so that it covers part of the top (the side with legs) and front of the table. Ask a leader or a parent to sit behind the table and tablecloth and hold the bull's-eye target up at random times so that the kids have to anticipate when it might appear. Place a piece of tape on the floor to create a line the kids have to stand behind (make sure the kids will be able to hit the target from the distance of the line). Print a copy of the Festival Games Questions.

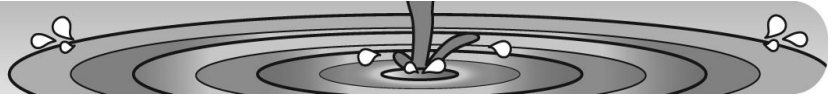
RELATE

Form the kids into two teams and have each team line up behind the line. Give the first kid on each team a ball. On your signal, the kids need to watch for the target to appear from behind the table. When the volunteer behind the table raises the target, the kids can throw their balls and try to hit it. Once the kids have thrown the balls, they can go retrieve them and give them to the next child in line.

The next kids then wait for the target to appear so they can throw the ball. If a child hits the target, she can answer a

question (asked by the leader). If she gets it right, she gets a point. Play until each child has had at least one chance to hit the target. The team with the most points wins. Consider giving kazoo “trumpets” to the winning team.

BLESS//5 minutes



Children receive a blessing from their leaders and sometimes one another. A blessing may be a prayer of commission, a portion of Scripture, or words to encourage and guide.

SUPPLIES

- At Home Weekly: Lesson 7 (see Resources)
- Bible

RELATE

During Remember & Celebrate lessons, encourage the parents to bless their children. Also encourage them to invite kids whose parents aren't present to join their groups. Invite the parents to pray the written blessing over their child and also to pray a special blessing over them in their own words.

Place a hand on the shoulder or hand of your child. Say to him the following blessing taken from Lamentations 3:22–23: (Child's name), **“because of the LORD's great love we are not consumed, for his compassions never fail. They are new every morning; great is [His] faithfulness.”**

May you know God's love and compassion each day.

After the parents and leaders bless the children individually, invite everyone to gather together for the communal blessing. Encourage a parent to read the blessing from Deuteronomy 32:4 over the group:

He is the Rock, his works are perfect, and all his ways are just. A faithful God who does no wrong, upright and just is he.

May you rest and trust in our faithful God who always acts with justice and grace. May He fill you with His joy and remind you of His faithfulness this week.

Send home the At Home Weekly with your kids.