

# April 28, 2024

Bible Passage: Luke 14:12–24  
(Parable of the Great Banquet)



## Jesus Is Salvation

### Remember Verse

This is how God showed his love among us: He sent his one and only Son into the world that we might live through him. 1 John 4:9

## LESSON OVERVIEW

**CONNECT//**  
10 minutes



Going to a Party

#### SUPPLIES

- None

**GATHER//**  
30 minutes




Remember Verse

Game: Hot Potato

#### SUPPLIES

- Ball (medium-sized)

Storytelling

- Optional: Investigate Questions\*
- Bibles
- Balloons (3–4) 
- Construction paper (1 sheet)
- Disposable plate

- Disposable cup
- Disposable spoon

Discussion Questions

**RESPOND//**  
15 minutes



We're All Invited

#### SUPPLIES

- Table(s) (enough space for every child)
- Chairs (1 per child)
- Tablecloth(s) (for the tables)
- Disposable napkins (1 per child, white or light-colored)
- Markers
- Snacks 

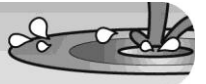
(Optional) Catch the Cookie

#### SUPPLIES

- Sandwich cookies (3 per child) 

- Timer

**BLESS//**  
5 minutes



#### SUPPLIES

- Remember Verse cards\*
- At Home Weekly: Lesson 9\*
- Bible

### Further Resources

To help you plan and lead:

**Customizable copy of Lesson 8  
2018–19 Scope and Sequence  
TruStory How It Works  
Small Group Enhancement**

#### At Home Weekly: Lesson 8

The weekly for the next lesson—to be sent home for preteaching by parents—is found in BLESS.

# LEADER PREP

*Each week you'll find a list of resources along with encouraging articles that help you prepare your heart to present the lesson.*

---

## **Inspire** *Shares personal stories from fellow ministry leaders about how God has worked in their lives*

I love throwing parties. When I've thrown parties in the past, I would often pick a theme—sophistication, vintage, Christmas, summer—and go all out. I'd decorate my home and pick foods that matched the feel of the party. I would invite everyone from all my different social circles—work, church, old friends, new friends—and encourage everyone to come and bring friends. I would work hard to make people feel welcome and at ease in my home. Something about having a party and seeing people come together is fun and exciting! From reading The Big God Story, it seems as though God takes joy in “having people over.” In the beginning, He invites Adam and Eve to live in this gorgeous place He created for them. In the end, we see that God invites those who have believed to the wedding feast of the Lamb!

I put effort into my parties and am so pleased when people show up and enjoy themselves. God constantly pursues and invites, hoping that we accept His invitation and come to His great banquet in celebration of the One who sacrificed all in order to be our salvation.

*Denise Snyder*  
Crossroads Church

---

## **Equip** *Offers perspective and context to the lesson's Bible passage*

In Luke 14:15, a man attending a feast with Jesus comments on how blessed it will be for those who will feast in the kingdom of God. In response, Jesus tells a parable. Despite popular opinion that parables are simple teaching tools used by Jesus to make His meanings more clear, the purpose of parables are actually to hide information from those who “do not have ears to hear.”

When Jesus begins His ministry, He offers God's people (Israel) the kingdom they have been waiting for. But then Israel formally rejects the offer of the kingdom by attributing God's work to Satan (Matthew 12:24, 31).

Following this rejection of Him in Matthew 12, Jesus speaks to the people only in parables (Mark 4:33–34). In Matthew 13:10–15, His disciples ask Jesus why He speaks in parables. He answers, “Because the knowledge of the secrets of the kingdom of heaven has been given to you, but not to them.” In response to the man who made the comment and to the Jews who arrogantly saw themselves in a privileged position, Jesus warns them that their having been invited to the feast means nothing if they reject the One who invited them.

Jesus is correcting their notion that only Jews would be a part of the kingdom. He says that many of these others, whom the Jews considered “unclean,” will be sitting at the table—while the Jews who rejected Him will be left outside. Jesus is saying that while the Jews remain the people of God, salvation is open to Jew and Gentile alike. But it is only available by faith. Though they weren't able to fully grasp the meaning of the parable, these self-righteous men knew enough to be offended at Jesus' claim that He is salvation.

---

## **Support** *Provides reflection and assessment through encouragement, prayer, and time in God's Word*

We say it all the time—Jesus is salvation. We know that He came to die for our sins and to rescue us from death and separation from God. We think about the cross and are reminded of this great salvation. But sometimes, the longer we have been Christians, the easier it is to skim over the deep, amazing meaning of a God who sent His Son to die in our place. What a huge sacrifice it took for Jesus—fully God and fully man—to suffer beatings and crucifixion, all for a world that often rejects Him.

The salvation we've been invited into is costly, painful, tragic, and achingly beautiful. Take a moment to think back to

the time you recognized your need for Jesus' salvation in your life. What caused you to see Him? What feelings did you experience? What relief did you feel as you realized your sins were forgiven?

Salvation is an amazing thing that we can begin to take for granted. So, this week, take some time to remember your salvation. Thank God for it. Sing your favorite songs of praise. Read the Scriptures that remind you of what God has done for you. And pray for your kids—that as they hear about Jesus as salvation, the Holy Spirit will be working in their lives to draw them to Him.

## CONNECT//10 minutes



*Children develop relationships with their leaders and one another through simple activities and conversation starters.*

### Going to a Party

Kids will get to share what kinds of food they would bring to a party.

#### SUPPLIES

- None

#### RELATE

**CONNECT QUESTION:** Welcome and greet children. Open your time by asking this question: **What is the best party you've ever been to?**

**It's fun to hear about the neat parties you've been to. As we know, no party would be complete without some really good food. Today we're going to sit in a circle and share what kind of food we would bring to a party.** One person will share, and then the next person will have to repeat what the first person said as well as what she would bring. This will continue until the very last person says everything that everyone else said before him, in addition to his own answer.

## GATHER//30 minutes



*Children experience and learn more about God through prayer, storytelling from The Big God Story, an investigation into God's Word, and creative ways to memorize Scripture.*

### Remember Verse

Each week children will spend time memorizing a portion of Scripture together. The Remember Verse focuses on a character trait of God that's highlighted in today's portion of The Big God Story.

This is how God showed his love among us: He sent his one and only Son into the world that we might live through him. 1 John 4:9

### Game: Hot Potato

#### SUPPLIES

- Ball (medium-sized)

#### RELATE

Review the Remember Verse with your class a few times so they become familiar with it. Then, invite children to sit together in a circle. Give one child a ball and have him say the first word of the Remember Verse and roll the ball to any other student in the circle. The child who receives the ball will say the second word of the verse and roll it to another student. This continues until the entire verse has been said. Play several rounds.


### Storytelling

**Bible Passage:** Luke 14:12–24

**Storytelling Technique:** Pantomime

**Jesus Is Salvation**

## SUPPLIES

- Optional: Investigate Questions (see Resources)
- Bibles
- Balloons (3–4) 
- Construction paper (1 sheet)
- Disposable plate
- Disposable cup
- Disposable spoon

## PREPARE AHEAD

Mentally number the corners of the room from one to four. Blow up the balloons and put them in the fourth corner of the room. In the third corner of the room, place the construction paper either on a table or the floor. Put the plate, cup, and spoon on the paper “place mat.”

## RELATE

Ask a couple of children to stand in the first corner of the room. Ask another few children to stand in the second corner of the room. **We’ve been learning about The Big God Story and how God has been working throughout it to restore our relationship with God. In fact, God loves us so much that He sent His Son to earth to show us what He is like. And, most importantly, Jesus came to die for our sins and fix our relationship with Him. Because of Jesus, we can have salvation and follow in God’s way! Let’s take a moment to stop and thank Jesus for being our salvation and inviting us to know Him.** Lead the children in a Prayer of Release to pause, be still, and ask the Holy Spirit to quiet their hearts and minds.

Invite the kids to turn to Luke 14 in their Bibles so they can follow along. The children who aren’t in any assigned corner should stand with you in the middle of the room. **Jesus spent lots of time getting to know people and sharing the truth about God with them. He would go to dinner at people’s homes and they would eat together and talk about important things. Sometimes people didn’t approve of everyone Jesus ate with. Sometimes the religious leaders didn’t like that Jesus was willing to eat with people who were sinners or worked for the people of Rome. But Jesus came to share the good news that He is salvation with everyone! So, Jesus told a parable, or a story, about how God invites everyone to know Him.**

Read Luke 14:12–14 aloud. Encourage the children in the middle of the room to give each other handshakes and pretend to invite one another to a party. **Jesus knew that it’s easy for us to spend time with and hang out with our friends and those who are like us. That’s what the religious leaders did. But Jesus is salvation, and He offers it to everyone! He invites the poor and those who might not be popular. Everyone is invited to know Jesus and spend eternity with Him in heaven.**

**Jesus told a parable about a man who was going to give a great banquet. Ask a volunteer to read Luke 14:16–18 aloud. Invite the children in the middle of the room to go to the first corner of the room with you. They should pretend to invite the children in the corner to a banquet. A man was going to give a big party for all of his friends. If you were going to have a banquet, what kind of food would you have? Invite the kids to respond.**

**The man told his guests that the banquet was ready, but they all started to make excuses for why they couldn’t come! The children in the first corner of the room should begin to make excuses for why they can’t come to the banquet. One said he had a new field he had to go look at. Another said he had new oxen he had to try out. And another said he had just gotten married and wouldn’t be able to make it. Why do you think the people suddenly made excuses not to come to the banquet? Invite the kids to respond. Great thoughts! Suddenly the people were too busy to go to this amazing party the man had planned. So, he came up with a new idea!**

Ask a volunteer to read Luke 14:21 aloud. **The man was still going to have his banquet no matter what! So, he told his servant to begin inviting people who hadn’t been invited before. Suddenly the poor and the lame were invited to this amazing banquet! How do you think they felt when they were invited to the party? Invite responses. Yes! They were probably so happy to be invited to this party.**

Read Luke 14:22–24 aloud. **There was still room at the banquet, so the man started inviting anyone and everyone! Go to the second corner of the room and have the kids invite the ones standing in that corner. They should all nod enthusiastically and agree to come. No person was left out from being invited to this banquet. And those who were first invited and made excuses were not allowed in. The man had prepared a beautiful party, and anyone who wanted could come in to enjoy it.**

**Jesus told this parable so people could understand that He is salvation and everyone is invited to know Him and accept His gift! Go to the third corner of the room with the place setting. Invite all of the children to follow. The**

banquet represented the kingdom and how amazing it will be to one day be there with God. Up until this point in The Big God Story, the Jewish people had been invited to know God in a special way. But when Jesus came to earth, everyone was invited to know God, including us! Because of Jesus, everyone is invited to spend eternity with Him in heaven. Go to the fourth corner of the room and invite the kids to pick up the balloons and hit them back and forth for a few moments. Then ask everyone to gather in the middle of the room.

We can accept Jesus' gift of salvation, and we can walk in God's way and share this amazing news with all of our family and friends. Because of Jesus, everyone is invited to the banquet and no one is left out. But like we saw in Jesus' story, not everyone who is invited will come. Some people reject Jesus and His salvation. They will be separated from God. But everyone has a chance to know Him because all are invited. What an amazing God we serve—He invites us to know Him and has sent Jesus to be our salvation.

You and I are all invited to know Jesus. Some of us may have accepted His gift of salvation and some of us might not have yet. When we do become His followers, He sends His Holy Spirit to live in us and teach us His ways. Jesus is salvation, and He invites us all to know Him. Consider telling your kids about the time you accepted Jesus' gift of salvation. Be sensitive to children who may want to know more about what it means to follow Jesus.

#### Discussion Questions

- What did the man invite everyone to come to? Luke 14:16
- Which people did the man eventually invite to the banquet? Luke 14:21, 23
- What did Jesus' parable about the banquet mean?
- What is salvation?
- How does it make you feel to know that Jesus is your salvation?

**RESPOND//**15 minutes




*Children reflect on what the Holy Spirit is teaching them and respond to God through creative activities and games.*

## We're All Invited

Children will be invited to think of someone who needs to know Jesus and then pray for that person.

#### SUPPLIES

- Table(s) (enough space for every child)
- Chairs (1 per child)
- Tablecloth(s) (for the tables)
- Disposable napkins (1 per child, white or light-colored)
- Markers
- Snacks 

#### PREPARE AHEAD

Note: Today you'll host a party for your children. Tell parents ahead of time that you'll be serving snacks so you can be aware of any food allergies or dietary restrictions.

#### SET UP

Cover each table with a tablecloth. Set out the napkins, markers, and snacks.

#### RELATE


Jesus told the parable of the great banquet to tell people that salvation is for everyone, not just the Jews. That means each person has the opportunity to spend eternity in heaven with Jesus because He died to take the punishment for our sins. He is our salvation.

What was your favorite part of The Big God Story today? Invite answers. Those are great thoughts. Is there someone in your life whom you want to tell about Jesus' salvation? Who is it? Invite children to ponder the people in their lives who may not know Jesus. Then have them take a marker and a napkin and write the name of a person who comes to mind. They can also write a prayer for that person. Invite the kids to save their napkins as a reminder to pray for those people throughout the week. Then, allow the children to enjoy snacks and celebrate that Jesus is their salvation.

## (Optional) Catch the Cookie

In this game, kids try to move a cookie from their forehead to their mouth!

### SUPPLIES

- Sandwich cookies (3 per child) 
- Timer

### RELATE

**Jesus used the parable of the great banquet to show His disciples that He came for all people. Banquets are a great time for celebrating and feasting. Today we're going to have a contest to see who can successfully move the cookie from her forehead to her mouth.**

To begin, give each child a sandwich cookie and have him place the cookie on top of his forehead. Then, on your signal, have the kids try to slide the cookie from their forehead to their mouth without using their hands. If the cookie falls to the floor, they can try another cookie. The child to get the most cookies in his mouth in a minute's time wins the game. If you have a larger group, consider playing several rounds and have only a few kids go at a time. After the activity, discuss: **What would you have done or said if you'd been one of the people called to come to the great banquet?**

### Developmentally Speaking

Children in this age group can often be overly competitive and self-conscious. Make sure you watch for criticism of peers and encourage all students to encourage one another as they play this game.

**BLESS//** 5 minutes



***Children receive a blessing from their leaders and sometimes one another. A blessing can be a prayer of commission, a portion of Scripture, or words to encourage and guide.***

### SUPPLIES

- Remember Verse cards (see Resources)
- At Home Weekly: Lesson 9 (see Resources)
- Bible

### RELATE

Encourage the children to stand together as you read them the blessing from John 14:6:

**Jesus answered, "I am the way and the truth and the life. No one comes to the Father except through me."**

Now invite the kids to spend some time blessing one another. Have one child go to another child and say, "(Child's name), may you know that Jesus alone is the way and the truth and the life."

End by saying a blessing over the entire group:

**May you call on the name of Jesus with confidence and faith. May you receive His invitation to be in relationship with Him. May you have hope for your future because Jesus is salvation.**

Send home Remember Verse cards and the At Home Weekly with your kids.