

April 21, 2024

Bible Passage: Luke 10:25–37
(Parable of the Good Samaritan)



God Is Love

Remember Verse

This is how God showed his love among us: He sent his one and only Son into the world that we might live through him. 1 John 4:9

LESSON OVERVIEW

CONNECT// 10 minutes



Sensory Getting-to-Know-You

SUPPLIES

- Box (at least 1' x 1')
- Various interesting objects (at least 1 per child, suggestions: shells, guitar picks, pieces of cloth, etc.)

GATHER// 30 minutes



Remember Verse

Game: Move-About Verse

SUPPLIES

- None

Storytelling

SUPPLIES

- Optional: Storytelling video*, Investigate Questions*
- Bibles
- Box (to hold costumes)

- Items that can act as costumes (examples: robes, sheets, ropes for belts, sandals, pillowcases for headaddresses, etc.)
- Items that can be used as puppets (example: socks)

Discussion Questions

RESPOND// 15 minutes



Water Prayers

SUPPLIES

- Bowl (large)
- Water
- Pitcher
- Optional: worship music (suggestion: "Come Unto Me," TruWorship *You Are*)

(Optional) Balloon-iture

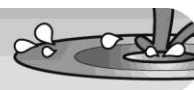
SUPPLIES

- Balloons (2 bags, about 50 balloons per bag)



- Masking or painter's tape

BLESS// 5 minutes



SUPPLIES

- Remember Verse cards*
- At Home Weekly: Lesson 8*
- Bible
- Tape
- Markers
- Prayer requests and reminders (examples: news articles printed from the Internet, your church bulletin, pictures of people from your church, etc.)

Further Resources

To help you plan and lead:
**Customizable copy of Lesson 7
2018–19 Scope and Sequence
TruStory How It Works
Small Group Enhancement**

At Home Weekly: Lesson 7

The weekly for the next lesson—to be sent home for preteaching by parents—is found in BLESS.

LEADER PREP

Each week you'll find a list of resources along with encouraging articles that help you prepare your heart to present the lesson.

Inspire *Shares personal stories from fellow ministry leaders about how God has worked in their lives*

At a busy intersection, a homeless man had fallen. He lay bleeding on the grass. Green light: Cars buzzed past him. Red light: Drivers stared straight ahead. A man in a black Mercedes swerved through the traffic, blocking it, and ran to the homeless man. The silver-haired man from the Mercedes was wearing an expensive suit. He was a lawyer.

"Are you okay?" the lawyer asked the man, pained at the sight of his injuries.

"No," replied the man. "I have no home. I have no friends. And I have no God."

Breathless, the lawyer ran to his car. He wept as he called 911. He returned to the homeless man with a water bottle and some food. Others, inspired by the lawyer's compassion, also pulled over to help.

I know this lawyer very well. Throughout his life he's been rejected by many friends and associates because of the often-unpleasant realities of his profession. Yet he was the only one who stopped to help this injured man. He was the only one to weep over the outcast man's condition. He was the only one to act as Christ would have acted. God created us to have compassion and to act on it. God is love.

Tori Funkhouser
Tru Team

Equip *Offers perspective and context to the lesson's Bible passage*

God is love, and He created us to love too. Jesus taught on this subject constantly, and the story of the good Samaritan gives a great example of this fact. In order to add to the impact of His messages, Jesus often included a "surprise" in the stories He told. The big surprise in this parable was that the "good guy" was a Samaritan.

The Jews detested the Samaritan people. They were considered "half-breeds," Jews who had intermarried with conquered people from other nations. The Bible clearly says in Deuteronomy 7 that when the Jews came into the land given to them by God, they were not to intermarry with foreign peoples. This wasn't an ethnic superiority issue but a spiritual issue. If the Jews intermarried, they could be tempted to worship other gods. This happened time and time again when Israel failed to obey God's command.

In 586 BC, the nation of Babylon captured the nation of Israel. When Israel returned from this devastating 70-year captivity, they had finally learned the lesson about keeping themselves separate. Thus they fiercely guarded their ethnic purity. By Jesus' time, the "pure" Jews in the south despised the Samaritans in the north and would have nothing to do with them.

When Jesus used a Samaritan as an example of someone who showed true compassion, it was especially painful for the Jewish leaders to hear. In fact, it was so painful that the religious leader could not even mutter the name "Samaritan" in answer to Jesus' final question about who showed mercy. Through the parable of the good Samaritan, Jesus shows us that God is love and desires for us to demonstrate His love to everyone.

Support *Provides reflection and assessment through encouragement, prayer, and time in God's Word*

Like the priest and the Levite in the parable of the good Samaritan, we too can be too unloving, too busy, or too lazy to care about those around us. This selfishness comes from our fallen nature. However, we weren't created to be this way. We were created to be like Christ. We were created to love everyone.

When we're redeemed through relationship with Jesus, we receive a new nature. The Holy Spirit within us starts to permeate our whole being. When we've been redeemed, our true nature is to love like Christ loves!

This week, meditate on this amazing fact. As a follower of Christ, your true nature is that of wholehearted love for God, others, and yourself. Ask God to fill you with the knowledge that you belong to Him—and that, as His child, you're designed to love, like He loves.

CONNECT//10 minutes



Children develop relationships with their leaders and one another through simple activities and conversation starters.

Sensory Getting-to-Know-You

In this CONNECT time, students will get to pick an object that expresses something about themselves.

SUPPLIES

- Box (at least 1' x 1')
- Various interesting objects (at least 1 per child, suggestions: shells, guitar picks, pieces of cloth, etc.)

SET UP

Place the objects inside the box.

RELATE

CONNECT QUESTION: Welcome and greet students. Open your time by asking this question: **What's one story you could hear over and over again?**

Invite the kids to join you in a circle. Show them the box full of interesting objects. Invite kids to take a few minutes to look at the objects in the box and choose one that represents something about them. If kids cannot find something in the box that represents something about them, invite them to use something they brought with them—such as a baseball hat or a necklace. After kids have had a chance to choose an object, go around the circle and ask each child to share his name, what object he chose or brought, and what that object says about him. For instance, if a child chose a shell, she might say, “My name is Skylar. My mom named me after an island in Scotland. So I chose a shell because shells come from the beach.” Go around the circle until each child has had a chance to share.

GATHER//30 minutes



Children experience and learn more about God through prayer, storytelling from The Big God Story, an investigation into God's Word, and creative ways to memorize Scripture.

Remember Verse

Each week children will spend time memorizing a portion of Scripture together. The Remember Verse focuses on a character trait of God that's highlighted in today's portion of The Big God Story.

This is how God showed his love among us: He sent his one and only Son into the world that we might live through him. 1 John 4:9

Game: Move-About Verse

SUPPLIES

- None

RELATE

Encourage kids to get ready for an active Remember Verse game. First, review the verse a few times with children. Then invite kids to say it while moving about in one of these ways:

- running in place
- doing jumping jacks
- moving in slow motion

- tip-toeing across the room
- skipping across the room

Storytelling

Bible Passage: Luke 10:25–37

Storytelling Technique: Skits

God Is Love

SUPPLIES

- Optional: Storytelling video (see Resources), Investigate Questions (see Resources)
- Bibles
- Box (to hold costumes)
- Items that can act as costumes (examples: robes, sheets, ropes for belts, sandals, pillowcases for headdresses, etc.)
- Items that can be used as puppets (example: socks)

PREPARE AHEAD

Collect the items and place them in the box. Make sure you have enough items so at least two groups of kids can use the props to create a retelling of the parable.

RELATE

Who is Jesus? Invite kids to answer. **That’s right: Jesus is God’s Son whom God loves very much. While Jesus was on earth, He used stories to teach people about God and His Word. These stories were called parables. Jesus often told parables to help those who were listening understand something very important about God. Today’s parable teaches us one of the most important things we can know about God: that God is love. Let’s ask Him to teach us today.** Lead the children in a Prayer of Release to pause, be still, and ask the Holy Spirit to quiet their hearts and minds.

Invite your kids to open their Bibles to Luke 10:25. **One day, while Jesus was teaching, a man asked Jesus a question. This man had heard about Jesus and everything He was saying about God. The man knew a lot about God’s Law, so he decided to test Jesus and what He knew about the Law.**

The man asked Jesus, “What must I do to receive eternal life?” How would you answer this question? Invite kids to answer. **Those are great thoughts. Let’s hear what Jesus said.** Invite kids to read Jesus’ question in Luke 10:26. **In response, Jesus said, “What is written in the Law?” Why do you think Jesus asked this question?** Pause for answers.

Let’s see what happened next. The man said to Jesus, “‘Love the Lord your God with all your heart and with all your soul and with all your strength and with all your mind’; and, ‘Love your neighbor as yourself’” (v. 27). What do you think about the man’s answer? Interact with answers. **Jesus told the man he was right! God is love, and He wants us to love Him and love others.**

The man wasn’t satisfied with the answer Jesus gave. He asked Jesus, “Who is my neighbor?” (v. 29). Jesus answered this question with a parable. Divide kids into two or three groups. Let kids know you’re going to read the parable Jesus told, and after you read, they’ll have some time to use puppets or costumes to retell the parable in a creative way. Show kids the prop box and then read the following before they get started on their ideas.

“A man was going down from Jerusalem to Jericho, when he was attacked by robbers. They stripped him of his clothes, beat him and went away, leaving him half dead. A priest happened to be going down the same road, and when he saw the man, he passed by on the other side. So too, a Levite, when he came to the place and saw the man, passed by on the other side. But a Samaritan, as he traveled, came where the man was; and when he saw him, he took pity on him. He went to him and bandaged his wounds, pouring on oil and wine. Then he put the man on his own donkey, brought him to an inn and took care of him. The next day he took out two silver coins and gave them to the innkeeper. ‘Look after him,’ he said, ‘and when I return, I will reimburse you for any extra expense you may have’” (Luke 10:30–35).

Invite groups to plan a creative way to retell what they just heard using the costumes or puppets. Then invite each group to act out the parable for the others. Afterward, thank each group and invite kids to take their seats.

After Jesus told this parable, He asked the man, “Which of these three do you think was a neighbor to the man who fell into the hands of robbers?” (Luke 10:36). Who do you think was the neighbor in this parable?

Encourage kids to answer. **Right. The Samaritan man. He was the one who showed the kind of love God shows. The man to whom Jesus was speaking also gave this same answer. He said the neighbor in this parable was “the one who had mercy” (v. 37). How did Jesus respond to this?** Invite kids to read Jesus’ response in Luke 10:37b. **Right, Jesus told the man to “go and do likewise”—or go and be like the Samaritan.**

Why do you think Jesus told this parable? Interact with responses. **In Jesus’ time the Jewish people and the Samaritans didn’t get along. They worshipped God and lived very differently from one another. Because of this, the Jewish and Samaritan people paid careful attention to stay as far away from one another as possible. But God is love! How do you think God felt about this?** Pause for answers. **Jesus used this story to help the people understand that all people are our neighbors. No matter how different we are, God desires for us to show love to all people. He created us to love Him and to love others.**

Sometimes it’s hard to love others. We don’t always love others the way God loves them. What makes it hard to show love? Interact with responses. **The good news is that once we know God and have a relationship with Him, God’s Holy Spirit helps us to become more and more like Him in the way we treat others.**

Jesus told this parable to show that we were each created to love everyone. God is love, and He created us to love Him and to love others. We can ask God to pour His love into our hearts so it overflows to others. Share a personal story of a time when God showed His love to you, or when His love in you poured out to others.

Discussion Questions

- **What is a parable?**
- **What do you think is the most interesting part of this parable?**
- **How do you think the man felt as he listened to Jesus tell this parable?**
- **Whom does God love? John 3:16**
- **As God’s children, whom were we created to love? John 13:34–35**

RESPOND//15 minutes



Children reflect on what the Holy Spirit is teaching them and respond to God through creative activities and games.

Water Prayers

SUPPLIES

- Bowl (large)
- Water
- Pitcher
- Optional: worship music (suggestion: “Come Unto Me,” TruWorship *You Are*)

SET UP

Fill the pitcher with water. Set the pitcher and bowl in the center of the room.

RELATE

Gather your kids into a circle on the floor or around a table. **Jesus’ parable about the good Samaritan showed His listeners that God is love, and He desires for us to show His love to everyone. Throughout the Bible, God reminds all who trust and follow Jesus that we’ve been made to love all people. Let’s listen to some verses from God’s Word that talk about this.** Read the verses below aloud as kids listen quietly. You might ask kids to close their eyes as they listen.

Be devoted to one another in love. Honor one another above yourselves ... Be joyful in hope, patient in affliction, faithful in prayer. Share with the Lord’s people who are in need. (Romans 12:10, 12–13)

Dear friends, let us love one another, for love comes from God ... This is how God showed his love among us: He sent his one and only Son into the world that we might live through him. This is love: not that we loved God, but that he loved us and sent his Son ... Dear friends, since God so loved us, we also ought to love one another. No one has ever seen God; but if we love one another, God lives in us and his love is made complete in us. (1 John 4:7a, 9–12)

The commandments ... are summed up in this one command: "Love your neighbor as yourself. (Romans 13:9)

A new command I give you: Love one another. As I have loved you, so you must love one another. By this everyone will know that you are my disciples, if you love one another. (John 13:34–35)


We live in a broken world full of hurting people. This world desperately needs God's love. What are the names of some people or places in need of God's love? Invite each child to respond by pouring some water into the bowl as they pray. They can pray about these people silently or out loud. After kids have responded, invite them to consider how every prayer mixes with the prayers of God's people all around the world.

We can be encouraged that even though a lot of people and places need prayer, God has called a lot of people to show His love to these people and places. Is God calling you to show love to these people or places? Invite kids to ponder this question. If they'd like, they can share their thoughts with the group.

(Optional) Balloon-iture

Invite kids to work together through this fun game with balloons.

SUPPLIES

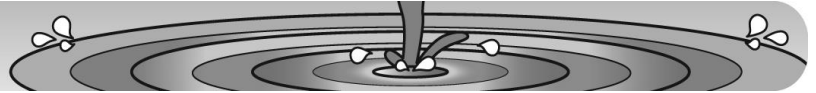
- Balloons (2 bags, about 50 balloons per bag) 
- Masking or painter's tape

RELATE

To help the hurt man in the parable, the Samaritan needed help from the innkeeper. We all need help to take care of and love one another.

Split them into two teams and explain that they're going to use their ingenuity to create a piece of "furniture" that can hold the weight of one person—using only their bag of balloons and the tape! Set kids loose to create. They'll need to blow up the balloons and then work together to create some piece of furniture on which a child from their team can sit so that no part of her body touches the floor. Discuss: **How did your group have to work together in this game? What are some good things that come from working together and loving one another?**

BLESS//5 minutes



Children receive a blessing from their leaders and sometimes one another. A blessing can be a prayer of commission, a portion of Scripture, or words to encourage and guide.

SUPPLIES

- Remember Verse cards (see Resources)
- At Home Weekly: Lesson 8 (see Resources)
- Bible
- Tape
- Markers
- Prayer requests and reminders (examples: news articles printed from the Internet, your church bulletin, pictures of people from your church, etc.)

SET UP

Collect the articles, pictures, church bulletins, or other items and tape them to the wall. Place a few markers near each item.

RELATE

Gather children and read the blessing from Colossians 3:12–13:

Therefore, as God's chosen people, holy and dearly loved, clothe yourselves with compassion, kindness, humility, gentleness and patience. Bear with each other and forgive one another if any of you has a grievance against someone. Forgive as the Lord forgave you.

May God fill you with His love so you know how completely He loves you. May God's love in you pour out onto others.

Ask kids to look at the items taped to the walls. Explain that these items show or describe people around the world who could use their prayers. Invite kids to quietly walk around the room and pray for the people represented by each item. If they want, they can write a prayer of blessing on the item using the markers provided.

Send home Remember Verse cards and the At Home Weekly with your kids.

Developmentally Speaking

Fifth and sixth graders are beginning to grasp many more nuances of relationships and concepts. They're also starting to be more and more aware of the needs in the world and how they can contribute to those needs. As the fifth and sixth graders pray for those in need, reaffirm that they, as God's children, have been called to share His love with the world. Describe how they belong to God and have a role to play as His light in the world.